



**British Short Track Speed Skating Championships**

**Nottingham**

**6th & 7th January 2024**



# **OFFICIAL RESULTS**

**British Short Track Speed Skating Championships**

**Nottingham**

**6th & 7th January 2024**

British Short Track Championships  
Nottingham Arena  
6/7 January 2024



---

|                               |  |
|-------------------------------|--|
| Technical adviser             | Mr P Worth   |
| BIS event                     | Neve Biro-Moor   |
| Reception                     | Neve Biro-Moor/Ashley Michelle/Amelia Sanderson        |
| Referee                       | Mr P Worth   |
| Ass Referee                   | Mr H Williams/Mrs M Sukiennik/ Mr A Collins            |
| Camera recorder               | Mrs K Collins  |
| Starters                      | Mr J Collins/Mrs S David                               |
| Comp Steward                  | Ms A Thornton  |
| Chief Line Judge Photo Finish | Dr. M. Holtom  |
| Photo Finish Operators        | Mr A Baker/Mr D Ross-Waddle                            |
| Chief Manual Time Keeper      | Mrs C Gallon   |
| Manual Time Keepers           | Mrs A Veldsman /Mrs J Iveson/ Mr F Varga/Mr S Gardener |
| Recorder                      | Mrs T Noble  |
| Electronic Lap board          | Mr Raizada/Ms H Lathwell-Watts /Mr S Gardener          |
| Photo copier/runner           | Mrs K Clary/Mrs T Polak                                |
| Heat Box                      | Mrs C Baker/ O Sherard-Bornshin                        |
| Announcer                     | Mrs K Ross-Waddle / Mr D Riches                        |
| Track maintenance             | Mr A Collins/Ms O Weeden/S Prempeh                     |
| Official photographer         | Dr M Holtom  |
| Guest photographer            | Mr J Rowley  |
| Presentation                  | Neve Biro-Moor/Andrew Hibberd/Mrs T Noble              |
| First Aid                     | St John's Ambulance                                    |

**Official Programme**

January 6, 2024

|       |                           |              |                                      |         |
|-------|---------------------------|--------------|--------------------------------------|---------|
| 08:00 | <i>Pads On</i>            |              |                                      |         |
| 08:15 | <i>Ice Res (Full)</i>     |              |                                      |         |
| 08:30 | <i>Warm Up 1</i>          |              | Warm up 1 – Juniors C, D & E         |         |
| 08:40 | <i>Warm Up 2</i>          |              | Warm up 2 – Masters & Junior Girls   |         |
| 08:50 | <i>Warm Up 3</i>          |              | Warm up 3 – Men, Women & Junior Boys |         |
| 09:00 | <i>Open Ceremony</i>      |              |                                      |         |
| 09:10 | <i>Ice Res (Track)</i>    |              |                                      |         |
| 09:25 | Masters                   | 1000 metre   | Quarter Finals                       | 1 - 4   |
|       | Junior D                  | 777 metre    | Semi Final                           | 5 - 6   |
|       | Junior Boys               | 1500 metre   | Semi Final                           | 7 - 8   |
|       | Men                       | 1500 metre   | Semi Final                           | 9 - 10  |
|       | Masters                   | 1000 metre   | Semi Final                           | 11 - 14 |
|       | <i>Ice Res (Track)</i>    |              |                                      |         |
| 10:38 | Junior E                  | 500 metre    | Final                                | 15      |
|       | Junior D                  | 777 metre    | Final                                | 16 - 17 |
|       | Junior C                  | 1000 metre   | Final                                | 18      |
|       | Junior Girls              | 1500 metre   | Final                                | 19      |
|       | Junior Boys               | 1500 metre   | Final                                | 20 - 21 |
|       | Masters                   | 1000 metre   | Final                                | 22 - 25 |
|       | Women                     | 1500 metre   | Final                                | 26      |
|       | <i>Medals Ice</i>         |              |                                      |         |
| 11:34 | Men                       | 1500 metre   | Final                                | 27 - 28 |
|       | <i>Medals Ice</i>         |              |                                      |         |
| 11:48 | <i>Ice Full &amp; Brk</i> |              |                                      |         |
| 12:18 | Masters                   | 500 metre    | Quarter Finals                       | 29 - 32 |
|       | Junior D                  | 333 metre    | Semi Final                           | 33 - 34 |
|       | Junior Girls              | 500 metre    | Semi Final                           | 35 - 36 |
|       | Junior Boys               | 500 metre    | Semi Final                           | 37 - 38 |
|       | Men                       | 500 metre    | Semi Final                           | 39 - 40 |
|       | Masters                   | 500 metre    | Semi Final                           | 41 - 44 |
|       | <i>Ice Res (Track)</i>    |              |                                      |         |
| 13:20 | Junior E                  | 222 metre    | Final                                | 45      |
|       | Junior D                  | 333 metre    | Final                                | 46 - 47 |
|       | Junior C                  | 500 metre    | Final                                | 48      |
|       | Masters                   | 500 metre    | Final                                | 49 - 52 |
|       | Junior Girls              | 500 metre    | Final                                | 53 - 54 |
|       | Junior Boys               | 500 metre    | Final                                | 55 - 56 |
|       | Women                     | 500 metre    | Final                                | 57      |
|       | <i>Medals Ice</i>         |              |                                      |         |
| 14:05 | Men                       | 500 metre    | Final                                | 58 - 59 |
|       | <i>Medals Ice</i>         |              |                                      |         |
| 14:14 | <i>Ice Res (Full)</i>     |              |                                      |         |
| 14:34 | Relay                     | 3000 m Relay | Semi Final                           | 60 - 62 |
|       | Fun Race Junior E         | Fun Jun E    | Final                                | 63      |
|       | <i>Cancelled</i>          |              |                                      | 64      |
|       | <i>Pads Off</i>           |              |                                      |         |
| 15:19 | <i>End of Day 1</i>       |              |                                      |         |

**Official Programme**

January 7, 2024

|       |                           |                                      |                |             |
|-------|---------------------------|--------------------------------------|----------------|-------------|
| 08:15 | <i>Pads On</i>            |                                      |                |             |
| 08:30 | <i>Ice Res (Track)</i>    |                                      |                |             |
| 08:45 | <i>Warm Up 1</i>          | Warm up 1 – Juniors C, D & E         |                |             |
| 08:55 | <i>Warm Up 2</i>          | Warm up 2 – Masters & Junior Girls   |                |             |
| 09:05 | <i>Warm Up 3</i>          | Warm up 3 – Men, Women & Junior Boys |                |             |
| 09:15 | <i>Ice Res (Full)</i>     |                                      |                |             |
| 09:30 | Masters                   | 777 metre                            | Quarter Finals | 65 - 68     |
|       | Junior D                  | 500 metre                            | Semi Final     | 69 - 70     |
|       | Junior Girls              | 1000 metre                           | Semi Final     | 71 - 72     |
|       | Junior Boys               | 1000 metre                           | Semi Final     | 73 - 74     |
|       | Men                       | 1000 metre                           | Semi Final     | 75 - 76     |
|       | Masters                   | 777 metre                            | Semi Final     | 77 - 78     |
|       | <i>Cancelled</i>          |                                      |                | ( 79 - 80 ) |
|       | <i>Ice Res (Track)</i>    |                                      |                |             |
| 10:36 | Junior D                  | 500 metre                            | Final          | 81 - 82     |
|       | Junior C                  | 777 metre                            | Final          | 83          |
|       | Masters                   | 777 metre                            | Final          | 84 - 86     |
|       | <i>Cancelled</i>          |                                      |                | 87          |
|       | <i>Ice Full &amp; Brk</i> |                                      |                |             |
| 11:18 | Junior E                  | 333 metre                            | Final          | 88          |
|       | Junior D Girls            | JDG 500m                             | Final          | 89          |
|       | Junior D Boys             | JDB 500 m                            | Final          | 90          |
|       | Junior C Girls            | JCG 777m                             | Final          | 91          |
|       | Junior C Boys             | JCB 777M                             | Final          | 92          |
|       | Masters Under 50          | MU50 777m                            | Final          | 93          |
|       | Masters 50 Plus           | MO50 777 m                           | Final          | 94 - 95     |
|       | Junior Girls              | 1000 metre                           | Final          | 96 - 97     |
|       | Junior Boys               | 1000 metre                           | Final          | 98 - 99     |
|       | Women                     | 1000 metre                           | Final          | 100         |
|       | <i>Medals Ice</i>         |                                      |                |             |
| 12:11 | Men                       | 1000 metre                           | Final          | 101 - 102   |
|       | <i>Medals Ice</i>         |                                      |                |             |
| 12:22 | <i>Ice Res (Full)</i>     |                                      |                |             |
| 12:37 | Fun Race Junior E         | Fun Jun E                            | Final          | 103         |
|       | Relay                     | 3000 m Relay                         | Final          | 104         |
|       | Relay                     | 5000 m Relay                         | Final          | 105         |
|       | <i>Pads Off</i>           |                                      |                |             |
| 13:10 | <i>Presentations</i>      |                                      |                |             |
| 13:40 | <i>End of Day 2</i>       |                                      |                |             |
| 13:40 | <i>Warming up</i>         |                                      |                |             |



# British Short Track Speed Skating Championships

Nottingham

6th & 7th January 2024



## List of Competitors

Junior E

|     |           |          |     |     |
|-----|-----------|----------|-----|-----|
| 121 | FRANCIS   | Emmeline | NOT | --- |
| 126 | HOPPER    | Logan    | AYR | --- |
| 197 | RECHEMBEI | Illia    | ALT | --- |
| 222 | WRIGHT    | Zayyah   | ALD | --- |

## Results

| Junior E R | R   | Fin | Nr  | 500 metre Name   | Final | Group 1 Team | ISU | NT | Time     | Pnts | Q | Remark |
|------------|-----|-----|-----|------------------|-------|--------------|-----|----|----------|------|---|--------|
| 15         | 1/1 | 1   | 222 | Zayyah WRIGHT    |       | ALD          | --- |    | 1:02.956 | 34   |   |        |
|            |     | 2   | 121 | Emmeline FRANCIS |       | NOT          | --- |    | 1:04.644 | 21   |   |        |
|            |     | 3   | 126 | Logan HOPPER     |       | AYR          | --- |    | 1:04.797 | 13   |   |        |
|            |     | 4   | 197 | Illia RECHEMBEI  |       | ALT          | --- |    | 1:14.167 | 8    |   |        |

## Distance Classification 500 metre Junior E

| Final Group 1          | Fin | Time     |
|------------------------|-----|----------|
| 1 222 Zayyah WRIGHT    | ALD | 1:02.956 |
| 2 121 Emmeline FRANCIS | NOT | 1:04.644 |
| 3 126 Logan HOPPER     | AYR | 1:04.797 |
| 4 197 Illia RECHEMBEI  | ALT | 1:14.167 |

## Results

| Junior E R | R   | Fin | Nr  | 222 metre Name   | Final | Group 1 Team | ISU | NT | Time   | Pnts | Q | Remark |
|------------|-----|-----|-----|------------------|-------|--------------|-----|----|--------|------|---|--------|
| 45         | 1/1 | 1   | 222 | Zayyah WRIGHT    |       | ALD          | --- |    | 30.127 | 34   |   |        |
|            |     | 2   | 126 | Logan HOPPER     |       | AYR          | --- |    | 30.440 | 21   |   |        |
|            |     | 3   | 197 | Illia RECHEMBEI  |       | ALT          | --- |    | 34.289 | 13   |   |        |
|            |     | 4   | 121 | Emmeline FRANCIS |       | NOT          | --- |    | 37.498 | 8    |   |        |

## Distance Classification 222 metre Junior E

| Final Group 1          | Fin | Time   |
|------------------------|-----|--------|
| 1 222 Zayyah WRIGHT    | ALD | 30.127 |
| 2 126 Logan HOPPER     | AYR | 30.440 |
| 3 197 Illia RECHEMBEI  | ALT | 34.289 |
| 4 121 Emmeline FRANCIS | NOT | 37.498 |

## Results

| Junior E R | R   | Fin | Nr  | 333 metre Name   | Final | Group 1 Team | ISU | NT | Time   | Pnts | Q | Remark |
|------------|-----|-----|-----|------------------|-------|--------------|-----|----|--------|------|---|--------|
| 88         | 1/1 | 1   | 222 | Zayyah WRIGHT    |       | ALD          | --- |    | 41.468 | 34   |   |        |
|            |     | 2   | 126 | Logan HOPPER     |       | AYR          | --- |    | 44.043 | 21   |   |        |
|            |     | 3   | 121 | Emmeline FRANCIS |       | NOT          | --- |    | 51.890 | 13   |   |        |
|            |     | 4   | 197 | Illia RECHEMBEI  |       | ALT          | --- |    | 56.186 | 8    |   |        |

## Overall Classification Junior E

|                        | FP  | CDR | Time           |
|------------------------|-----|-----|----------------|
| 1 222 Zayyah WRIGHT    | 102 | 3   | 1-1-1 1:02.956 |
| 2 126 Logan HOPPER     | 55  | 7   | 3-2-2 1:04.797 |
| 3 121 Emmeline FRANCIS | 42  | 9   | 2-4-3 1:04.644 |
| 4 197 Illia RECHEMBEI  | 29  | 11  | 4-3-4 1:14.167 |



# British Short Track Speed Skating Championships

## Nottingham

### 6th & 7th January 2024

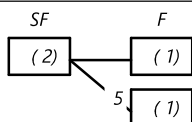


## List of Competitors

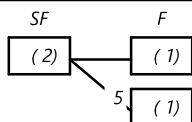
Junior D

|     |             |         |     |     |
|-----|-------------|---------|-----|-----|
| 185 | HEARN       | Ronan   | MOH | --- |
| 195 | BURRIDGE    | Tuesday | ALD | --- |
| 204 | ROUSSEAU    | Isla    | AYR | --- |
| 229 | MOSZCZYNSKI | David   | NOT | --- |
| 233 | TROWBRIDGE  | Daniel  | ALD | --- |
| 261 | GRAY-BUFFEY | Cohen   | SHF | --- |
| 276 | MURRAY      | Arran   | NOT | --- |

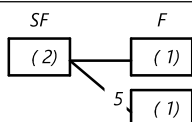
**Junior D 777 ( 7 competitors)**



**Junior D 333 ( 7 competitors)**



**Junior D 500 ( 7 competitors)**



## Results

| Junior D |     | 777 metre |     |                   | Semi Final | Group 1 |       |          |      |   |        |
|----------|-----|-----------|-----|-------------------|------------|---------|-------|----------|------|---|--------|
| R        | R   | Fin       | Nr  | Name              | Team       | ISU     | Cat   | Time     | Pnts | Q | Remark |
| 5        | 1/2 | 1         | 261 | Cohen GRAY-BUFFEY | SHF        | ---     | JunDB | 1:19.874 |      |   |        |
|          |     | 2         | 229 | David MOSZCZYNSKI | NOT        | ---     | JunDB | 1:24.416 |      |   |        |
|          |     | 3         | 185 | Ronan HEARN       | MOH        | ---     | JunDB | 1:37.839 |      |   |        |
|          |     | 4         | 195 | Tuesday BURRIDGE  | ALD        | ---     | JunDG | 1:43.140 |      |   |        |
| 6        | 2/2 | 1         | 233 | Daniel TROWBRIDGE | ALD        | ---     | JunDB | 1:18.769 |      |   |        |
|          |     | 2         | 276 | Arran MURRAY      | NOT        | ---     | JunDB | 1:34.382 |      |   |        |
|          |     | 3         | 204 | Isla ROUSSEAU     | AYR        | ---     | JunDG | 1:52.870 |      |   |        |
| Junior D |     | 777 metre |     |                   | Final      | Group 2 |       |          |      |   |        |
| R        | R   | Fin       | Nr  | Name              | Team       | ISU     | Cat   | Time     | Pnts | Q | Remark |
| 16       | 1/1 | 1         | 195 | Tuesday BURRIDGE  | ALD        | ---     | JunDG | 1:39.040 | 3    |   |        |
|          |     | 2         | 204 | Isla ROUSSEAU     | AYR        | ---     | JunDG | 1:39.644 | 2    |   |        |
| Junior D |     | 777 metre |     |                   | Final      | Group 1 |       |          |      |   |        |
| R        | R   | Fin       | Nr  | Name              | Team       | ISU     | Cat   | Time     | Pnts | Q | Remark |
| 17       | 1/1 | 1         | 233 | Daniel TROWBRIDGE | ALD        | ---     | JunDB | 1:18.611 | 34   |   |        |
|          |     | 2         | 261 | Cohen GRAY-BUFFEY | SHF        | ---     | JunDB | 1:18.666 | 21   |   |        |
|          |     | 3         | 229 | David MOSZCZYNSKI | NOT        | ---     | JunDB | 1:23.109 | 13   |   |        |
|          |     | 4         | 276 | Arran MURRAY      | NOT        | ---     | JunDB | 1:35.045 | 8    |   |        |
|          |     | 5         | 185 | Ronan HEARN       | MOH        | ---     | JunDB | 1:39.379 | 5    |   |        |

## Distance Classification 777 metre Junior D

|               |     |                   |     | Fin |    |     |          | Time |
|---------------|-----|-------------------|-----|-----|----|-----|----------|------|
| Final Group 1 |     |                   |     |     |    |     |          |      |
| 1             | 233 | Daniel TROWBRIDGE | ALD | 1   | 34 | 1-1 | 1:18.611 |      |
| 2             | 261 | Cohen GRAY-BUFFEY | SHF | 2   | 21 | 1-2 | 1:18.666 |      |
| 3             | 229 | David MOSZCZYNSKI | NOT | 3   | 13 | 2-3 | 1:23.109 |      |
| 4             | 276 | Arran MURRAY      | NOT | 4   | 8  | 2-4 | 1:34.382 |      |
| 5             | 185 | Ronan HEARN       | MOH | 5   | 5  | 3-5 | 1:37.839 |      |
| Final Group 2 |     |                   |     |     |    |     |          |      |
| 6             | 195 | Tuesday BURRIDGE  | ALD | 1   | 3  | 4-1 | 1:39.040 |      |
| 7             | 204 | Isla ROUSSEAU     | AYR | 2   | 2  | 3-2 | 1:39.644 |      |



# British Short Track Speed Skating Championships

Nottingham

6th & 7th January 2024



## Results

| Junior D |     | 333 metre |            |                          | Semi Final | Group 1 |              |               | Time | Pnts      | Q | Remark |
|----------|-----|-----------|------------|--------------------------|------------|---------|--------------|---------------|------|-----------|---|--------|
| R        | R   | Fin       | Nr         | Name                     | Team       | ISU     | Cat          |               |      |           |   |        |
| 33       | 1/2 | 1         | 233        | Daniel TROWBRIDGE        | ALD        | ---     | JunDB        | 32.776        |      |           |   |        |
|          |     | 2         | 276        | Arran MURRAY             | NOT        | ---     | JunDB        | 38.108        |      |           |   |        |
|          |     | 3         | 185        | Ronan HEARN              | MOH        | ---     | JunDB        | 40.805        |      |           |   |        |
| 34       | 2/2 | 1         | 261        | Cohen GRAY-BUFFEY        | SHF        | ---     | JunDB        | 33.540        |      |           |   |        |
|          |     | 2         | 229        | David MOSZCZYNSKI        | NOT        | ---     | JunDB        | 34.681        |      |           |   |        |
|          |     | 3         | 204        | Isla ROUSSEAU            | AYR        | ---     | JunDG        | 41.979        |      |           |   |        |
|          |     | 4         | 195        | Tuesday BURRIDGE         | ALD        | ---     | JunDG        | 42.335        |      |           |   |        |
| Junior D |     | 333 metre |            |                          | Final      | Group 2 |              |               | Time | Pnts      | Q | Remark |
| R        | R   | Fin       | Nr         | Name                     | Team       | ISU     | Cat          |               |      |           |   |        |
| 46       | 1/1 | 1         | <b>204</b> | <b>Isla ROUSSEAU</b>     | <b>AYR</b> | ---     | <b>JunDG</b> | <b>42.439</b> |      | <b>3</b>  |   |        |
|          |     | 2         | <b>195</b> | <b>Tuesday BURRIDGE</b>  | <b>ALD</b> | ---     | <b>JunDG</b> | <b>42.684</b> |      | <b>2</b>  |   |        |
| Junior D |     | 333 metre |            |                          | Final      | Group 1 |              |               | Time | Pnts      | Q | Remark |
| R        | R   | Fin       | Nr         | Name                     | Team       | ISU     | Cat          |               |      |           |   |        |
| 47       | 1/1 | 1         | <b>233</b> | <b>Daniel TROWBRIDGE</b> | <b>ALD</b> | ---     | <b>JunDB</b> | <b>32.453</b> |      | <b>34</b> |   |        |
|          |     | 2         | <b>261</b> | <b>Cohen GRAY-BUFFEY</b> | <b>SHF</b> | ---     | <b>JunDB</b> | <b>33.468</b> |      | <b>21</b> |   |        |
|          |     | 3         | <b>229</b> | <b>David MOSZCZYNSKI</b> | <b>NOT</b> | ---     | <b>JunDB</b> | <b>34.413</b> |      | <b>13</b> |   |        |
|          |     | 4         | <b>276</b> | <b>Arran MURRAY</b>      | <b>NOT</b> | ---     | <b>JunDB</b> | <b>38.477</b> |      | <b>8</b>  |   |        |
|          |     | 5         | <b>185</b> | <b>Ronan HEARN</b>       | <b>MOH</b> | ---     | <b>JunDB</b> | <b>40.693</b> |      | <b>5</b>  |   |        |

## Distance Classification 333 metre Junior D

|               |     |                   |     |  | Fin |    |     |        | Time |
|---------------|-----|-------------------|-----|--|-----|----|-----|--------|------|
| Final Group 1 |     |                   |     |  |     |    |     |        |      |
| 1             | 233 | Daniel TROWBRIDGE | ALD |  | 1   | 34 | 1-1 | 32.453 |      |
| 2             | 261 | Cohen GRAY-BUFFEY | SHF |  | 2   | 21 | 1-2 | 33.468 |      |
| 3             | 229 | David MOSZCZYNSKI | NOT |  | 3   | 13 | 2-3 | 34.413 |      |
| 4             | 276 | Arran MURRAY      | NOT |  | 4   | 8  | 2-4 | 38.108 |      |
| 5             | 185 | Ronan HEARN       | MOH |  | 5   | 5  | 3-5 | 40.693 |      |
| Final Group 2 |     |                   |     |  |     |    |     |        |      |
| 6             | 204 | Isla ROUSSEAU     | AYR |  | 1   | 3  | 3-1 | 41.979 |      |
| 7             | 195 | Tuesday BURRIDGE  | ALD |  | 2   | 2  | 4-2 | 42.335 |      |

## Results

| Junior D |     | 500 metre |            |                          | Semi Final | Group 1 |              |                 | Time | Pnts      | Q | Remark |
|----------|-----|-----------|------------|--------------------------|------------|---------|--------------|-----------------|------|-----------|---|--------|
| R        | R   | Fin       | Nr         | Name                     | Team       | ISU     | Cat          |                 |      |           |   |        |
| 69       | 1/2 | 1         | 233        | Daniel TROWBRIDGE        | ALD        | ---     | JunDB        | 48.269          |      |           |   |        |
|          |     | 2         | 276        | Arran MURRAY             | NOT        | ---     | JunDB        | 57.145          |      |           |   |        |
|          |     | 3         | 185        | Ronan HEARN              | MOH        | ---     | JunDB        | 59.875          |      |           |   |        |
|          |     | 4         | 204        | Isla ROUSSEAU            | AYR        | ---     | JunDG        | 1:02.963        |      |           |   |        |
| 70       | 2/2 | 1         | 261        | Cohen GRAY-BUFFEY        | SHF        | ---     | JunDB        | 49.867          |      |           |   |        |
|          |     | 2         | 229        | David MOSZCZYNSKI        | NOT        | ---     | JunDB        | 51.971          |      |           |   |        |
|          |     | 3         | 195        | Tuesday BURRIDGE         | ALD        | ---     | JunDG        | 1:02.116        |      |           |   |        |
| Junior D |     | 500 metre |            |                          | Final      | Group 2 |              |                 | Time | Pnts      | Q | Remark |
| R        | R   | Fin       | Nr         | Name                     | Team       | ISU     | Cat          |                 |      |           |   |        |
| 81       | 1/1 | 1         | <b>195</b> | <b>Tuesday BURRIDGE</b>  | <b>ALD</b> | ---     | <b>JunDG</b> | <b>59.205</b>   |      | <b>3</b>  |   |        |
|          |     | 2         | <b>204</b> | <b>Isla ROUSSEAU</b>     | <b>AYR</b> | ---     | <b>JunDG</b> | <b>59.462</b>   |      | <b>2</b>  |   |        |
| Junior D |     | 500 metre |            |                          | Final      | Group 1 |              |                 | Time | Pnts      | Q | Remark |
| R        | R   | Fin       | Nr         | Name                     | Team       | ISU     | Cat          |                 |      |           |   |        |
| 82       | 1/1 | 1         | <b>233</b> | <b>Daniel TROWBRIDGE</b> | <b>ALD</b> | ---     | <b>JunDB</b> | <b>47.749</b>   |      | <b>34</b> |   |        |
|          |     | 2         | <b>229</b> | <b>David MOSZCZYNSKI</b> | <b>NOT</b> | ---     | <b>JunDB</b> | <b>52.767</b>   |      | <b>21</b> |   |        |
|          |     | 3         | <b>276</b> | <b>Arran MURRAY</b>      | <b>NOT</b> | ---     | <b>JunDB</b> | <b>57.730</b>   |      | <b>13</b> |   |        |
|          |     | 4         | <b>261</b> | <b>Cohen GRAY-BUFFEY</b> | <b>SHF</b> | ---     | <b>JunDB</b> | <b>58.825</b>   |      | <b>8</b>  |   |        |
|          |     | 5         | <b>185</b> | <b>Ronan HEARN</b>       | <b>MOH</b> | ---     | <b>JunDB</b> | <b>1:01.857</b> |      | <b>5</b>  |   |        |



## British Short Track Speed Skating Championships

Nottingham

6th & 7th January 2024



### Distance Classification 500 metre Junior D

|               |     |                   |     | Fin |    |     | Time   |
|---------------|-----|-------------------|-----|-----|----|-----|--------|
| Final Group 1 |     |                   |     |     |    |     |        |
| 1             | 233 | Daniel TROWBRIDGE | ALD | 1   | 34 | 1-1 | 47.749 |
| 2             | 229 | David MOSZCZYNSKI | NOT | 2   | 21 | 2-2 | 51.971 |
| 3             | 276 | Arran MURRAY      | NOT | 3   | 13 | 2-3 | 57.145 |
| 4             | 261 | Cohen GRAY-BUFFEY | SHF | 4   | 8  | 1-4 | 49.867 |
| 5             | 185 | Ronan HEARN       | MOH | 5   | 5  | 3-5 | 59.875 |
| Final Group 2 |     |                   |     |     |    |     |        |
| 6             | 195 | Tuesday BURRIDGE  | ALD | 1   | 3  | 3-1 | 59.205 |
| 7             | 204 | Isla ROUSSEAU     | AYR | 2   | 2  | 4-2 | 59.462 |

### Overall Classification Junior D

|   |     |                   |     | FP  | CDR | Time  |          |
|---|-----|-------------------|-----|-----|-----|-------|----------|
| 1 | 233 | Daniel TROWBRIDGE | ALD | 102 | 3   | 1-1-1 | 1:18.611 |
| 2 | 261 | Cohen GRAY-BUFFEY | SHF | 50  | 8   | 2-2-4 | 1:18.666 |
| 3 | 229 | David MOSZCZYNSKI | NOT | 47  | 8   | 3-3-2 | 1:23.109 |
| 4 | 276 | Arran MURRAY      | NOT | 29  | 11  | 4-4-3 | 1:34.382 |
| 5 | 185 | Ronan HEARN       | MOH | 15  | 15  | 5-5-5 | 1:37.839 |
| 6 | 195 | Tuesday BURRIDGE  | ALD | 8   | 19  | 6-7-6 | 1:39.040 |
| 7 | 204 | Isla ROUSSEAU     | AYR | 7   | 20  | 7-6-7 | 1:39.644 |

#### Junior D Girls

|     |          |         |     |     |
|-----|----------|---------|-----|-----|
| 195 | BURRIDGE | Tuesday | ALD | --- |
| 204 | ROUSSEAU | Isla    | AYR | --- |

### Results

| Junior D Girls R | R   | Fin      | JDG 500m Nr | Name                    | Final | Group 1 Team | ISU | NT | Time            | Pnts      | Q | Remark |
|------------------|-----|----------|-------------|-------------------------|-------|--------------|-----|----|-----------------|-----------|---|--------|
| 89               | 1/1 | <b>1</b> | <b>204</b>  | <b>Isla ROUSSEAU</b>    |       | <b>AYR</b>   | --- |    | <b>1:00.082</b> | <b>34</b> |   |        |
|                  |     | <b>2</b> | <b>195</b>  | <b>Tuesday BURRIDGE</b> |       | <b>ALD</b>   | --- |    | <b>1:00.320</b> | <b>21</b> |   |        |

### Distance Classification JDG 500m Junior D Girls

|               |     |                  |     | Fin |    |   | Time     |
|---------------|-----|------------------|-----|-----|----|---|----------|
| Final Group 1 |     |                  |     |     |    |   |          |
| 1             | 204 | Isla ROUSSEAU    | AYR | 1   | 34 | 1 | 1:00.082 |
| 2             | 195 | Tuesday BURRIDGE | ALD | 2   | 21 | 2 | 1:00.320 |

### Overall Classification Junior D Girls

|   |     |                  |     | FP | CDR | Time    |          |
|---|-----|------------------|-----|----|-----|---------|----------|
| 1 | 204 | Isla ROUSSEAU    | AYR | 41 | 6   | 2-1-2-1 | 1:39.644 |
| 2 | 195 | Tuesday BURRIDGE | ALD | 29 | 6   | 1-2-1-2 | 1:39.040 |





# British Short Track Speed Skating Championships

Nottingham

6th & 7th January 2024



## List of Competitors

### Junior D Boys

|     |             |        |     |     |
|-----|-------------|--------|-----|-----|
| 185 | HEARN       | Ronan  | MOH | --- |
| 229 | MOSZCZYNSKI | David  | NOT | --- |
| 233 | TROWBRIDGE  | Daniel | ALD | --- |
| 261 | GRAY-BUFFEY | Cohen  | SHF | --- |
| 276 | MURRAY      | Arran  | NOT | --- |

## Results

| Junior D Boys |     | JDB 500 m |            |                          | Final      |      | Group 1 |    |               |           |   |        |  |
|---------------|-----|-----------|------------|--------------------------|------------|------|---------|----|---------------|-----------|---|--------|--|
| R             | R   | Fin       | Nr         | Name                     |            | Team | ISU     | NT | Time          | Pnts      | Q | Remark |  |
| 90            | 1/1 | <b>1</b>  | <b>233</b> | <b>Daniel TROWBRIDGE</b> | <b>ALD</b> | ---  | ---     |    | <b>47.796</b> | <b>34</b> |   |        |  |
|               |     | <b>2</b>  | <b>261</b> | <b>Cohen GRAY-BUFFEY</b> | <b>SHF</b> | ---  | ---     |    | <b>48.530</b> | <b>21</b> |   |        |  |
|               |     | <b>3</b>  | <b>229</b> | <b>David MOSZCZYNSKI</b> | <b>NOT</b> | ---  | ---     |    | <b>51.247</b> | <b>13</b> |   |        |  |
|               |     | <b>4</b>  | <b>276</b> | <b>Arran MURRAY</b>      | <b>NOT</b> | ---  | ---     |    | <b>58.310</b> | <b>8</b>  |   |        |  |
|               |     | <b>5</b>  | <b>185</b> | <b>Ronan HEARN</b>       | <b>MOH</b> | ---  | ---     |    | <b>58.599</b> | <b>5</b>  |   |        |  |

## Distance Classification JDB 500 m Junior D Boys

| Final Group 1 |     |                   |     |  | Fin |    |   | Time   |
|---------------|-----|-------------------|-----|--|-----|----|---|--------|
| 1             | 233 | Daniel TROWBRIDGE | ALD |  | 1   | 34 | 1 | 47.796 |
| 2             | 261 | Cohen GRAY-BUFFEY | SHF |  | 2   | 21 | 2 | 48.530 |
| 3             | 229 | David MOSZCZYNSKI | NOT |  | 3   | 13 | 3 | 51.247 |
| 4             | 276 | Arran MURRAY      | NOT |  | 4   | 8  | 4 | 58.310 |
| 5             | 185 | Ronan HEARN       | MOH |  | 5   | 5  | 5 | 58.599 |

## Overall Classification Junior D Boys

|   |     |                   |     |  | FP  | CDR | Time    |          |
|---|-----|-------------------|-----|--|-----|-----|---------|----------|
| 1 | 233 | Daniel TROWBRIDGE | ALD |  | 136 | 4   | 1-1-1-1 | 1:18.611 |
| 2 | 261 | Cohen GRAY-BUFFEY | SHF |  | 71  | 10  | 2-2-4-2 | 1:18.666 |
| 3 | 229 | David MOSZCZYNSKI | NOT |  | 60  | 11  | 3-3-2-3 | 1:23.109 |
| 4 | 276 | Arran MURRAY      | NOT |  | 37  | 15  | 4-4-3-4 | 1:34.382 |
| 5 | 185 | Ronan HEARN       | MOH |  | 20  | 20  | 5-5-5-5 | 1:37.839 |



## British Short Track Speed Skating Championships

Nottingham

6th &amp; 7th January 2024



## List of Competitors

## Junior C

|     |             |        |     |     |
|-----|-------------|--------|-----|-----|
| 117 | MOSZCZYNSKI | Hubert | NOT | --- |
| 129 | BARLOW      | Albie  | ALD | --- |
| 151 | FLANAGAN    | Ava    | ALT | --- |
| 260 | GRAY-BUFFEY | Savi   | SHF | --- |

## Results

| Junior C R | R   | Fin | Nr  | 1000 metre Name    | Final | Group 1 Team | ISU | Cat   | Time     | Pnts | Q | Remark |
|------------|-----|-----|-----|--------------------|-------|--------------|-----|-------|----------|------|---|--------|
| 18         | 1/1 | 1   | 129 | Albie BARLOW       |       | ALD          | --- | JunCM | 1:46.756 | 34   |   |        |
|            |     | 2   | 260 | Savi GRAY-BUFFEY   |       | SHF          | --- | JunCG | 1:47.797 | 21   |   |        |
|            |     | 3   | 117 | Hubert MOSZCZYNSKI |       | NOT          | --- | JunCM | 1:53.996 | 13   |   |        |
|            |     | 4   | 151 | Ava FLANAGAN       |       | ALT          | --- | JunCG | 2:03.037 | 8    |   |        |

## Distance Classification 1000 metre Junior C

| Final Group 1                | Fin    | Time     |
|------------------------------|--------|----------|
| 1 129 Albie BARLOW ALD       | 1 34 1 | 1:46.756 |
| 2 260 Savi GRAY-BUFFEY SHF   | 2 21 2 | 1:47.797 |
| 3 117 Hubert MOSZCZYNSKI NOT | 3 13 3 | 1:53.996 |
| 4 151 Ava FLANAGAN ALT       | 4 8 4  | 2:03.037 |

## Results

| Junior C R | R   | Fin | Nr  | 500 metre Name     | Final | Group 1 Team | ISU | Cat   | Time   | Pnts | Q | Remark |
|------------|-----|-----|-----|--------------------|-------|--------------|-----|-------|--------|------|---|--------|
| 48         | 1/1 | 1   | 129 | Albie BARLOW       |       | ALD          | --- | JunCM | 46.578 | 34   |   |        |
|            |     | 2   | 260 | Savi GRAY-BUFFEY   |       | SHF          | --- | JunCG | 51.809 | 21   |   |        |
|            |     | 3   | 117 | Hubert MOSZCZYNSKI |       | NOT          | --- | JunCM | 51.990 | 13   |   |        |
|            |     | 4   | 151 | Ava FLANAGAN       |       | ALT          | --- | JunCG | 56.390 | 8    |   |        |

## Distance Classification 500 metre Junior C

| Final Group 1                | Fin    | Time   |
|------------------------------|--------|--------|
| 1 129 Albie BARLOW ALD       | 1 34 1 | 46.578 |
| 2 260 Savi GRAY-BUFFEY SHF   | 2 21 2 | 51.809 |
| 3 117 Hubert MOSZCZYNSKI NOT | 3 13 3 | 51.990 |
| 4 151 Ava FLANAGAN ALT       | 4 8 4  | 56.390 |

## Results

| Junior C R | R   | Fin | Nr  | 777 metre Name     | Final | Group 1 Team | ISU | Cat   | Time     | Pnts | Q | Remark |
|------------|-----|-----|-----|--------------------|-------|--------------|-----|-------|----------|------|---|--------|
| 83         | 1/1 | 1   | 129 | Albie BARLOW       |       | ALD          | --- | JunCM | 1:13.762 | 34   |   |        |
|            |     | 2   | 260 | Savi GRAY-BUFFEY   |       | SHF          | --- | JunCG | 1:20.904 | 21   |   |        |
|            |     | 3   | 117 | Hubert MOSZCZYNSKI |       | NOT          | --- | JunCM | 1:28.321 | 13   |   |        |
|            |     | 4   | 151 | Ava FLANAGAN       |       | ALT          | --- | JunCG | 1:32.643 | 8    |   |        |

## Distance Classification 777 metre Junior C

| Final Group 1                | Fin    | Time     |
|------------------------------|--------|----------|
| 1 129 Albie BARLOW ALD       | 1 34 1 | 1:13.762 |
| 2 260 Savi GRAY-BUFFEY SHF   | 2 21 2 | 1:20.904 |
| 3 117 Hubert MOSZCZYNSKI NOT | 3 13 3 | 1:28.321 |
| 4 151 Ava FLANAGAN ALT       | 4 8 4  | 1:32.643 |

## Overall Classification Junior C

|                              | FP  | CDR | Time           |
|------------------------------|-----|-----|----------------|
| 1 129 Albie BARLOW ALD       | 102 | 3   | 1-1-1 1:46.756 |
| 2 260 Savi GRAY-BUFFEY SHF   | 63  | 6   | 2-2-2 1:47.797 |
| 3 117 Hubert MOSZCZYNSKI NOT | 39  | 9   | 3-3-3 1:53.996 |
| 4 151 Ava FLANAGAN ALT       | 24  | 12  | 4-4-4 2:03.037 |



# British Short Track Speed Skating Championships

Nottingham

6th & 7th January 2024



## List of Competitors

### Junior C Girls

|     |             |      |     |     |
|-----|-------------|------|-----|-----|
| 151 | FLANAGAN    | Ava  | ALT | --- |
| 260 | GRAY-BUFFEY | Savi | SHF | --- |

## Results

| Junior C Girls R | R   | Fin | JCG 777m Nr | Name             | Final | Group 1 Team | ISU | NT | Time     | Pnts | Q | Remark |
|------------------|-----|-----|-------------|------------------|-------|--------------|-----|----|----------|------|---|--------|
| 91               | 1/1 | 1   | 260         | Savi GRAY-BUFFEY |       | SHF          | --- |    | 1:20.873 | 34   |   |        |
|                  |     | 2   | 151         | Ava FLANAGAN     |       | ALT          | --- |    | 1:31.120 | 21   |   |        |

## Distance Classification JCG 777m Junior C Girls

| Final Group 1 | R   | Nr               | Name | Final | Fin | ISU | NT | Time     |
|---------------|-----|------------------|------|-------|-----|-----|----|----------|
| 1             | 260 | Savi GRAY-BUFFEY |      | SHF   | 1   | 34  | 1  | 1:20.873 |
| 2             | 151 | Ava FLANAGAN     |      | ALT   | 2   | 21  | 2  | 1:31.120 |

## Overall Classification Junior C Girls

| R | Nr  | Name             | Final | FP | CDR | Time                |
|---|-----|------------------|-------|----|-----|---------------------|
| 1 | 260 | Savi GRAY-BUFFEY | SHF   | 97 | 4   | 1-1-1-1<br>1:47.797 |
| 2 | 151 | Ava FLANAGAN     | ALT   | 45 | 8   | 2-2-2-2<br>2:03.037 |

## List of Competitors

### Junior C Boys

|     |             |        |     |     |
|-----|-------------|--------|-----|-----|
| 117 | MOSZCZYNSKI | Hubert | NOT | --- |
| 129 | BARLOW      | Albie  | ALD | --- |

## Results

| Junior C Boys R | R   | Fin | JCB 777M Nr | Name               | Final | Group 1 Team | ISU | NT | Time     | Pnts | Q | Remark |
|-----------------|-----|-----|-------------|--------------------|-------|--------------|-----|----|----------|------|---|--------|
| 92              | 1/1 | 1   | 129         | Albie BARLOW       |       | ALD          | --- |    | 1:13.781 | 34   |   |        |
|                 |     | 2   | 117         | Hubert MOSZCZYNSKI |       | NOT          | --- |    | 1:29.211 | 21   |   |        |

## Distance Classification JCB 777M Junior C Boys

| Final Group 1 | R   | Nr                 | Name | Final | Fin | ISU | NT | Time     |
|---------------|-----|--------------------|------|-------|-----|-----|----|----------|
| 1             | 129 | Albie BARLOW       |      | ALD   | 1   | 34  | 1  | 1:13.781 |
| 2             | 117 | Hubert MOSZCZYNSKI |      | NOT   | 2   | 21  | 2  | 1:29.211 |

## Overall Classification Junior C Boys

| R | Nr  | Name               | Final | FP  | CDR | Time                |
|---|-----|--------------------|-------|-----|-----|---------------------|
| 1 | 129 | Albie BARLOW       | ALD   | 136 | 4   | 1-1-1-1<br>1:46.756 |
| 2 | 117 | Hubert MOSZCZYNSKI | NOT   | 60  | 8   | 2-2-2-2<br>1:53.996 |



# British Short Track Speed Skating Championships

Nottingham

6th & 7th January 2024



## List of Competitors

### Junior Girls

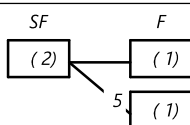
|     |           |            |     |     |           |
|-----|-----------|------------|-----|-----|-----------|
| 70  | CAMERON   | Chloe      | AYR | --- |           |
| 141 | NICHOLSON | Georgina   | NOT | --- |           |
| 142 | HUMBER    | Francesca  | MOH | --- |           |
| 183 | WRIGHT    | Chanelle   | ALD | --- | withdrawn |
| 198 | VARGA     | Katie-Anne | BFD | --- |           |
| 232 | O'HARA    | Isla       | ALT | --- |           |
| 262 | McKEE     | Lucy       | NOT | --- |           |

## QUALIFYING

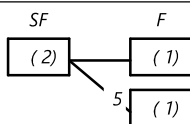
### Junior Girls 1500 ( 7 competitors)



### Junior Girls 500 ( 7 competitors)



### Junior Girls 1000 ( 6 competitors)



## Results

| Junior Girls |     | 1500 metre |     | Final              | Group 1 |     |    | Time     | Pnts | Q | Remark |
|--------------|-----|------------|-----|--------------------|---------|-----|----|----------|------|---|--------|
| R            | R   | Fin        | Nr  | Name               | Team    | ISU | NT |          |      |   |        |
| 19           | 1/1 | 1          | 70  | Chloe CAMERON      | AYR     | --- |    | 2:46.769 | 34   |   |        |
|              |     | 2          | 198 | Katie-Anne VARGA   | BFD     | --- |    | 2:59.358 | 21   |   |        |
|              |     | 3          | 183 | Chanelle WRIGHT    | ALD     | --- |    | 3:14.352 | 13   |   |        |
|              |     | 4          | 262 | Lucy McKEE         | NOT     | --- |    | 3:18.403 | 8    |   |        |
|              |     | 5          | 142 | Francesca HUMBER   | MOH     | --- |    | 3:20.263 | 5    |   |        |
|              |     | 6          | 141 | Georgina NICHOLSON | NOT     | --- |    | 3:21.151 | 3    |   |        |
|              |     | 7          | 232 | Isla O'HARA        | ALT     | --- |    | 3:36.603 | 2    |   |        |

## Distance Classification 1500 metre Junior Girls

| Final Group 1 |     |                    |     | Fin | Time |   |          |
|---------------|-----|--------------------|-----|-----|------|---|----------|
| 1             | 70  | Chloe CAMERON      | AYR | 1   | 34   | 1 | 2:46.769 |
| 2             | 198 | Katie-Anne VARGA   | BFD | 2   | 21   | 2 | 2:59.358 |
| 3             | 183 | Chanelle WRIGHT    | ALD | 3   | 13   | 3 | 3:14.352 |
| 4             | 262 | Lucy McKEE         | NOT | 4   | 8    | 4 | 3:18.403 |
| 5             | 142 | Francesca HUMBER   | MOH | 5   | 5    | 5 | 3:20.263 |
| 6             | 141 | Georgina NICHOLSON | NOT | 6   | 3    | 6 | 3:21.151 |
| 7             | 232 | Isla O'HARA        | ALT | 7   | 2    | 7 | 3:36.603 |



# British Short Track Speed Skating Championships

Nottingham

6th & 7th January 2024



## Results

| Junior Girls |     | 500 metre |     |                           | Semi Final |     | Group 1 |                 |           |   |        |  |
|--------------|-----|-----------|-----|---------------------------|------------|-----|---------|-----------------|-----------|---|--------|--|
| R            | R   | Fin       | Nr  | Name                      | Team       | ISU | NT      | Time            | Pnts      | Q | Remark |  |
| 35           | 1/2 | 1         | 70  | Chloe CAMERON             | AYR        | --- |         | 51.849          |           |   |        |  |
|              |     | 2         | 262 | Lucy McKEE                | NOT        | --- |         | 58.319          |           |   |        |  |
|              |     | 3         | 142 | Francesca HUMBER          | MOH        | --- |         | 58.695          |           |   |        |  |
| 36           | 2/2 | 1         | 198 | Katie-Anne VARGA          | BFD        | --- |         | 57.229          |           |   |        |  |
|              |     | 2         | 232 | Isla O'HARA               | ALT        | --- |         | 58.855          |           |   |        |  |
|              |     | 3         | 183 | Chanelle WRIGHT           | ALD        | --- |         | 59.028          |           |   |        |  |
|              |     | 4         | 141 | Georgina NICHOLSON        | NOT        | --- |         | 1:04.620        |           |   |        |  |
| Junior Girls |     | 500 metre |     |                           | Final      |     | Group 2 |                 |           |   |        |  |
| R            | R   | Fin       | Nr  | Name                      | Team       | ISU | NT      | Time            | Pnts      | Q | Remark |  |
| 53           | 1/1 | 1         | 183 | <b>Chanelle WRIGHT</b>    | <b>ALD</b> | --- |         | <b>58.620</b>   | <b>3</b>  |   |        |  |
|              |     | 2         | 141 | <b>Georgina NICHOLSON</b> | <b>NOT</b> | --- |         | <b>1:03.217</b> | <b>2</b>  |   |        |  |
| Junior Girls |     | 500 metre |     |                           | Final      |     | Group 1 |                 |           |   |        |  |
| R            | R   | Fin       | Nr  | Name                      | Team       | ISU | NT      | Time            | Pnts      | Q | Remark |  |
| 54           | 1/1 | 1         | 70  | <b>Chloe CAMERON</b>      | <b>AYR</b> | --- |         | <b>50.341</b>   | <b>34</b> |   |        |  |
|              |     | 2         | 198 | <b>Katie-Anne VARGA</b>   | <b>BFD</b> | --- |         | <b>57.477</b>   | <b>21</b> |   |        |  |
|              |     | 3         | 262 | <b>Lucy McKEE</b>         | <b>NOT</b> | --- |         | <b>58.070</b>   | <b>13</b> |   |        |  |
|              |     | 4         | 142 | <b>Francesca HUMBER</b>   | <b>MOH</b> | --- |         | <b>59.828</b>   | <b>8</b>  |   |        |  |
|              |     | 5         | 232 | <b>Isla O'HARA</b>        | <b>ALT</b> | --- |         | <b>1:04.115</b> | <b>5</b>  |   |        |  |

## Distance Classification 500 metre Junior Girls

|               |     |                    |     |   |    |     | Fin      | Time |  |  |  |
|---------------|-----|--------------------|-----|---|----|-----|----------|------|--|--|--|
| Final Group 1 |     |                    |     |   |    |     |          |      |  |  |  |
| 1             | 70  | Chloe CAMERON      | AYR | 1 | 34 | 1-1 | 50.341   |      |  |  |  |
| 2             | 198 | Katie-Anne VARGA   | BFD | 2 | 21 | 1-2 | 57.229   |      |  |  |  |
| 3             | 262 | Lucy McKEE         | NOT | 3 | 13 | 2-3 | 58.070   |      |  |  |  |
| 4             | 142 | Francesca HUMBER   | MOH | 4 | 8  | 3-4 | 58.695   |      |  |  |  |
| 5             | 232 | Isla O'HARA        | ALT | 5 | 5  | 2-5 | 58.855   |      |  |  |  |
| Final Group 2 |     |                    |     |   |    |     |          |      |  |  |  |
| 6             | 183 | Chanelle WRIGHT    | ALD | 1 | 3  | 3-1 | 58.620   |      |  |  |  |
| 7             | 141 | Georgina NICHOLSON | NOT | 2 | 2  | 4-2 | 1:03.217 |      |  |  |  |

## Results

| Junior Girls |     | 1000 metre |     |                           | Semi Final |     | Group 1 |                 |           |   |          |  |
|--------------|-----|------------|-----|---------------------------|------------|-----|---------|-----------------|-----------|---|----------|--|
| R            | R   | Fin        | Nr  | Name                      | Team       | ISU | NT      | Time            | Pnts      | Q | Remark   |  |
| 71           | 1/2 | 1          | 198 | Katie-Anne VARGA          | BFD        | --- |         | 1:56.854        |           |   |          |  |
|              |     | 2          | 262 | Lucy McKEE                | NOT        | --- |         | 1:58.015        |           |   |          |  |
|              |     | 3          | 232 | Isla O'HARA               | ALT        | --- |         | 2:16.568        |           |   |          |  |
| 72           | 2/2 | 1          | 70  | Chloe CAMERON             | AYR        | --- |         | 1:49.793        |           |   |          |  |
|              |     | 2          | 141 | Georgina NICHOLSON        | NOT        | --- |         | 2:09.308        |           |   |          |  |
|              |     | 3          | 142 | Francesca HUMBER          | MOH        | --- |         | 2:20.898        |           |   |          |  |
|              |     | DNS        | 183 | Chanelle WRIGHT           | ALD        | --- |         |                 |           |   | NO START |  |
| Junior Girls |     | 1000 metre |     |                           | Final      |     | Group 2 |                 |           |   |          |  |
| R            | R   | Fin        | Nr  | Name                      | Team       | ISU | NT      | Time            | Pnts      | Q | Remark   |  |
| 96           | 1/1 | 1          | 142 | <b>Francesca HUMBER</b>   | <b>MOH</b> | --- |         | <b>0.000</b>    | <b>3</b>  |   |          |  |
| Junior Girls |     | 1000 metre |     |                           | Final      |     | Group 1 |                 |           |   |          |  |
| R            | R   | Fin        | Nr  | Name                      | Team       | ISU | NT      | Time            | Pnts      | Q | Remark   |  |
| 97           | 1/1 | 1          | 70  | <b>Chloe CAMERON</b>      | <b>AYR</b> | --- |         | <b>1:48.191</b> | <b>34</b> |   |          |  |
|              |     | 2          | 198 | <b>Katie-Anne VARGA</b>   | <b>BFD</b> | --- |         | <b>1:56.494</b> | <b>21</b> |   |          |  |
|              |     | 3          | 262 | <b>Lucy McKEE</b>         | <b>NOT</b> | --- |         | <b>2:01.923</b> | <b>13</b> |   |          |  |
|              |     | 4          | 141 | <b>Georgina NICHOLSON</b> | <b>NOT</b> | --- |         | <b>2:10.973</b> | <b>8</b>  |   |          |  |
|              |     | 5          | 232 | <b>Isla O'HARA</b>        | <b>ALT</b> | --- |         | <b>2:20.876</b> | <b>5</b>  |   |          |  |



# British Short Track Speed Skating Championships

Nottingham

6th & 7th January 2024



## Distance Classification 1000 metre Junior Girls

|                    |     |                    |     | Fin |    |     | Time     |
|--------------------|-----|--------------------|-----|-----|----|-----|----------|
| Final Group 1      |     |                    |     |     |    |     |          |
| 1                  | 70  | Chloe CAMERON      | AYR | 1   | 34 | 1-1 | 1:48.191 |
| 2                  | 198 | Katie-Anne VARGA   | BFD | 2   | 21 | 1-2 | 1:56.494 |
| 3                  | 262 | Lucy McKEE         | NOT | 3   | 13 | 2-3 | 1:58.015 |
| 4                  | 141 | Georgina NICHOLSON | NOT | 4   | 8  | 2-4 | 2:09.308 |
| 5                  | 232 | Isla O'HARA        | ALT | 5   | 5  | 3-5 | 2:16.568 |
| Final Group 2      |     |                    |     |     |    |     |          |
| 6                  | 142 | Francesca HUMBER   | MOH | 1   | 3  | 3-1 | 2:20.898 |
| Semi Final Group 1 |     |                    |     |     |    |     |          |
| -                  | 183 | Chanelle WRIGHT    | ALD |     |    | DNS |          |

## Overall Classification Junior Girls

|   |     |                    |     | FP  | CDR | Time  |          |
|---|-----|--------------------|-----|-----|-----|-------|----------|
| 1 | 70  | Chloe CAMERON      | AYR | 102 | 3   | 1-1-1 | 2:46.769 |
| 2 | 198 | Katie-Anne VARGA   | BFD | 63  | 6   | 2-2-2 | 2:59.358 |
| 3 | 262 | Lucy McKEE         | NOT | 34  | 10  | 4-3-3 | 3:18.403 |
| 4 | 142 | Francesca HUMBER   | MOH | 16  | 15  | 5-4-6 | 3:20.263 |
| 5 | 183 | Chanelle WRIGHT    | ALD | 16  |     | 3-6   | 3:14.352 |
| 6 | 141 | Georgina NICHOLSON | NOT | 13  | 17  | 6-7-4 | 3:21.151 |
| 7 | 232 | Isla O'HARA        | ALT | 12  | 17  | 7-5-5 | 3:36.603 |



# British Short Track Speed Skating Championships

## Nottingham

### 6th & 7th January 2024



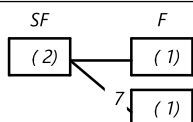
## List of Competitors

### Junior Boys

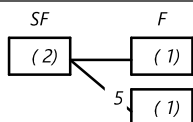
|     |           |         |     |     |           |
|-----|-----------|---------|-----|-----|-----------|
| 41  | POLAK     | Freddie | NOT | --- |           |
| 79  | BAKER     | Elliot  | NOT | --- |           |
| 107 | CLAREY    | Arty    | NOT | --- |           |
| 159 | ARMSTRONG | Joseph  | ALD | --- |           |
| 188 | BAO       | Qi Tai  | AYR | --- |           |
| 193 | JOHNSON   | Alfie   | ALD | --- |           |
| 265 | HILL      | Adam    | MOH | --- | withdrawn |
| 267 | DALILI    | Dante   | ALD | --- |           |

## QUALIFYING

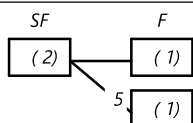
### Junior Boys 1500 ( 8 competitors)



### Junior Boys 500 ( 7 competitors)



### Junior Boys 1000 ( 7 competitors)



## Results

| Junior Boys |     | 1500 metre |     |                  | Semi Final |     | Group 1 |          |  | Time | Pnts | Q | Remark |
|-------------|-----|------------|-----|------------------|------------|-----|---------|----------|--|------|------|---|--------|
| R           | R   | Fin        | Nr  | Name             | Team       | ISU | NT      |          |  |      |      |   |        |
| 7           | 1/2 | 1          | 159 | Joseph ARMSTRONG | ALD        | --- |         | 2:23.433 |  |      |      |   |        |
|             |     | 2          | 265 | Adam HILL        | MOH        | --- |         | 2:23.555 |  |      |      |   |        |
|             |     | 3          | 107 | Arty CLAREY      | NOT        | --- |         | 2:24.018 |  |      |      |   |        |
|             |     | 4          | 193 | Alfie JOHNSON    | ALD        | --- |         | 2:49.093 |  |      |      |   |        |
| 8           | 2/2 | 1          | 41  | Freddie POLAK    | NOT        | --- |         | 2:44.273 |  |      |      |   |        |
|             |     | 2          | 79  | Elliot BAKER     | NOT        | --- |         | 2:45.076 |  |      |      |   |        |
|             |     | 3          | 267 | Dante DALILI     | ALD        | --- |         | 2:50.600 |  |      |      |   |        |
|             |     | 4          | 188 | Qi Tai BAO       | AYR        | --- |         | 2:51.380 |  |      |      |   |        |

| Junior Boys |     | 1500 metre |     |            | Final |     | Group 2 |       |  | Time | Pnts | Q | Remark |
|-------------|-----|------------|-----|------------|-------|-----|---------|-------|--|------|------|---|--------|
| R           | R   | Fin        | Nr  | Name       | Team  | ISU | NT      |       |  |      |      |   |        |
| 20          | 1/1 | 1          | 188 | Qi Tai BAO | AYR   | --- |         | 0.000 |  | 2    |      |   |        |

| Junior Boys |     | 1500 metre |     |                  | Final |     | Group 1 |          |  | Time | Pnts | Q          | Remark |
|-------------|-----|------------|-----|------------------|-------|-----|---------|----------|--|------|------|------------|--------|
| R           | R   | Fin        | Nr  | Name             | Team  | ISU | NT      |          |  |      |      |            |        |
| 21          | 1/1 | 1          | 41  | Freddie POLAK    | NOT   | --- |         | 2:21.585 |  | 34   |      |            |        |
|             |     | 2          | 159 | Joseph ARMSTRONG | ALD   | --- |         | 2:21.842 |  | 21   |      |            |        |
|             |     | 3          | 79  | Elliot BAKER     | NOT   | --- |         | 2:22.572 |  | 13   |      |            |        |
|             |     | 4          | 107 | Arty CLAREY      | NOT   | --- |         | 2:22.792 |  | 8    |      |            |        |
|             |     | 5          | 265 | Adam HILL        | MOH   | --- |         | 2:27.443 |  | 5    |      |            |        |
|             |     | 6          | 193 | Alfie JOHNSON    | ALD   | --- |         | 2:49.412 |  | 3    |      |            |        |
|             |     | YC         | 267 | Dante DALILI     | ALD   | --- |         |          |  |      |      | Yellow Car |        |



# British Short Track Speed Skating Championships

Nottingham

6th & 7th January 2024



## Distance Classification 1500 metre Junior Boys

|               |     |                  |     | Fin |    |     | Time     |
|---------------|-----|------------------|-----|-----|----|-----|----------|
| Final Group 1 |     |                  |     |     |    |     |          |
| 1             | 41  | Freddie POLAK    | NOT | 1   | 34 | 1-1 | 2:21.585 |
| 2             | 159 | Joseph ARMSTRONG | ALD | 2   | 21 | 1-2 | 2:21.842 |
| 3             | 79  | Elliot BAKER     | NOT | 3   | 13 | 2-3 | 2:22.572 |
| 4             | 107 | Arty CLAREY      | NOT | 4   | 8  | 3-4 | 2:22.792 |
| 5             | 265 | Adam HILL        | MOH | 5   | 5  | 2-5 | 2:23.555 |
| 6             | 193 | Alfie JOHNSON    | ALD | 6   | 3  | 4-6 | 2:49.093 |
| Final Group 2 |     |                  |     |     |    |     |          |
| 7             | 188 | Qi Tai BAO       | AYR | 1   | 2  | 4-1 | 2:51.380 |
| Final Group 1 |     |                  |     |     |    |     |          |
| 8             | 267 | Dante DALILI     | ALD | YC  |    | 3   |          |

## Results

| Junior Boys |     | 500 metre |     |                  | Semi Final | Group 1 |     |    | Time   | Pnts | Q | Remark |
|-------------|-----|-----------|-----|------------------|------------|---------|-----|----|--------|------|---|--------|
| R           | R   | Fin       | Nr  | Name             |            | Team    | ISU | NT |        |      |   |        |
| 37          | 1/2 | 1         | 79  | Elliot BAKER     |            | NOT     | --- |    | 45.005 |      |   |        |
|             |     | 2         | 159 | Joseph ARMSTRONG |            | ALD     | --- |    | 45.834 |      |   |        |
|             |     | 3         | 267 | Dante DALILI     |            | ALD     | --- |    | 52.359 |      |   |        |
|             |     | 4         | 188 | Qi Tai BAO       |            | AYR     | --- |    | 52.569 |      |   |        |
| 38          | 2/2 | 1         | 41  | Freddie POLAK    |            | NOT     | --- |    | 46.360 |      |   |        |
|             |     | 2         | 107 | Arty CLAREY      |            | NOT     | --- |    | 46.655 |      |   |        |
|             |     | 3         | 193 | Alfie JOHNSON    |            | ALD     | --- |    | 50.988 |      |   |        |

| Junior Boys |     | 500 metre |            |                     | Final | Group 2    |     |    | Time          | Pnts     | Q | Remark |
|-------------|-----|-----------|------------|---------------------|-------|------------|-----|----|---------------|----------|---|--------|
| R           | R   | Fin       | Nr         | Name                |       | Team       | ISU | NT |               |          |   |        |
| 55          | 1/1 | <b>1</b>  | <b>188</b> | <b>Qi Tai BAO</b>   |       | <b>AYR</b> | --- |    | <b>53.416</b> | <b>3</b> |   |        |
|             |     | <b>2</b>  | <b>267</b> | <b>Dante DALILI</b> |       | <b>ALD</b> | --- |    | <b>54.228</b> | <b>2</b> |   |        |

| Junior Boys |     | 500 metre |            |                         | Final | Group 1    |     |    | Time          | Pnts      | Q | Remark |
|-------------|-----|-----------|------------|-------------------------|-------|------------|-----|----|---------------|-----------|---|--------|
| R           | R   | Fin       | Nr         | Name                    |       | Team       | ISU | NT |               |           |   |        |
| 56          | 1/1 | <b>1</b>  | <b>41</b>  | <b>Freddie POLAK</b>    |       | <b>NOT</b> | --- |    | <b>44.612</b> | <b>34</b> |   |        |
|             |     | <b>2</b>  | <b>79</b>  | <b>Elliot BAKER</b>     |       | <b>NOT</b> | --- |    | <b>44.734</b> | <b>21</b> |   |        |
|             |     | <b>3</b>  | <b>159</b> | <b>Joseph ARMSTRONG</b> |       | <b>ALD</b> | --- |    | <b>45.569</b> | <b>13</b> |   |        |
|             |     | <b>4</b>  | <b>107</b> | <b>Arty CLAREY</b>      |       | <b>NOT</b> | --- |    | <b>47.366</b> | <b>8</b>  |   |        |
|             |     | <b>5</b>  | <b>193</b> | <b>Alfie JOHNSON</b>    |       | <b>ALD</b> | --- |    | <b>49.845</b> | <b>5</b>  |   |        |

## Distance Classification 500 metre Junior Boys

|               |     |                  |     | Fin |    |     | Time   |
|---------------|-----|------------------|-----|-----|----|-----|--------|
| Final Group 1 |     |                  |     |     |    |     |        |
| 1             | 41  | Freddie POLAK    | NOT | 1   | 34 | 1-1 | 44.612 |
| 2             | 79  | Elliot BAKER     | NOT | 2   | 21 | 1-2 | 44.734 |
| 3             | 159 | Joseph ARMSTRONG | ALD | 3   | 13 | 2-3 | 45.569 |
| 4             | 107 | Arty CLAREY      | NOT | 4   | 8  | 2-4 | 46.655 |
| 5             | 193 | Alfie JOHNSON    | ALD | 5   | 5  | 3-5 | 49.845 |
| Final Group 2 |     |                  |     |     |    |     |        |
| 6             | 188 | Qi Tai BAO       | AYR | 1   | 3  | 4-1 | 52.569 |
| 7             | 267 | Dante DALILI     | ALD | 2   | 2  | 3-2 | 52.359 |





# British Short Track Speed Skating Championships

Nottingham

6th & 7th January 2024



## Results

| Junior Boys |     | 1000 metre |     |                  | Semi Final |     | Group 1 |          |      |   |           |  |
|-------------|-----|------------|-----|------------------|------------|-----|---------|----------|------|---|-----------|--|
| R           | R   | Fin        | Nr  | Name             | Team       | ISU | NT      | Time     | Pnts | Q | Remark    |  |
| 73          | 1/2 | 1          | 159 | Joseph ARMSTRONG | ALD        | --- |         | 1:41.629 |      |   |           |  |
|             |     | 2          | 79  | Elliot BAKER     | NOT        | --- |         | 1:42.691 |      |   |           |  |
|             |     | 3          | 267 | Dante DALILI     | ALD        | --- |         | 1:50.962 |      |   |           |  |
|             |     | 4          | 188 | Qi Tai BAO       | AYR        | --- |         | 1:51.268 |      |   |           |  |
| 74          | 2/2 | 1          | 41  | Freddie POLAK    | NOT        | --- |         | 1:53.873 |      |   |           |  |
|             |     | 2          | 107 | Arty CLAREY      | NOT        | --- |         | 1:53.988 |      |   |           |  |
|             |     | 3          | 193 | Alfie JOHNSON    | ALD        | --- |         | 1:56.310 |      |   |           |  |
| Junior Boys |     | 1000 metre |     |                  | Final      |     | Group 2 |          |      |   |           |  |
| R           | R   | Fin        | Nr  | Name             | Team       | ISU | NT      | Time     | Pnts | Q | Remark    |  |
| 98          | 1/1 | 1          | 193 | Alfie JOHNSON    | ALD        | --- |         | 1:47.126 | 3    |   |           |  |
|             |     | 2          | 188 | Qi Tai BAO       | AYR        | --- |         | 1:50.961 | 2    |   |           |  |
| Junior Boys |     | 1000 metre |     |                  | Final      |     | Group 1 |          |      |   |           |  |
| R           | R   | Fin        | Nr  | Name             | Team       | ISU | NT      | Time     | Pnts | Q | Remark    |  |
| 99          | 1/1 | 1          | 41  | Freddie POLAK    | NOT        | --- |         | 1:33.861 | 34   |   |           |  |
|             |     | 2          | 79  | Elliot BAKER     | NOT        | --- |         | 1:33.993 | 21   |   |           |  |
|             |     | 3          | 159 | Joseph ARMSTRONG | ALD        | --- |         | 1:34.415 | 13   |   |           |  |
|             |     | 4          | 107 | Arty CLAREY      | NOT        | --- |         | 1:34.558 | 8    |   |           |  |
|             |     | DNF        | 267 | Dante DALILI     | ALD        | --- |         |          |      | 5 | NO FINISH |  |

## Distance Classification 1000 metre Junior Boys

|               |     |                  |     | Fin |    |     | Time     |  |
|---------------|-----|------------------|-----|-----|----|-----|----------|--|
| Final Group 1 |     |                  |     |     |    |     |          |  |
| 1             | 41  | Freddie POLAK    | NOT | 1   | 34 | 1-1 | 1:33.861 |  |
| 2             | 79  | Elliot BAKER     | NOT | 2   | 21 | 2-2 | 1:33.993 |  |
| 3             | 159 | Joseph ARMSTRONG | ALD | 3   | 13 | 1-3 | 1:34.415 |  |
| 4             | 107 | Arty CLAREY      | NOT | 4   | 8  | 2-4 | 1:34.558 |  |
| 5             | 267 | Dante DALILI     | ALD | DNF | 5  | 3   | 1:50.962 |  |
| Final Group 2 |     |                  |     |     |    |     |          |  |
| 6             | 193 | Alfie JOHNSON    | ALD | 1   | 3  | 3-1 | 1:47.126 |  |
| 7             | 188 | Qi Tai BAO       | AYR | 2   | 2  | 4-2 | 1:50.961 |  |

## Overall Classification Junior Boys

|   |     |                  |     | FP  | CDR | Time  |          |
|---|-----|------------------|-----|-----|-----|-------|----------|
| 1 | 41  | Freddie POLAK    | NOT | 102 | 3   | 1-1-1 | 2:21.585 |
| 2 | 79  | Elliot BAKER     | NOT | 55  | 7   | 3-2-2 | 2:22.572 |
| 3 | 159 | Joseph ARMSTRONG | ALD | 47  | 8   | 2-3-3 | 2:21.842 |
| 4 | 107 | Arty CLAREY      | NOT | 24  | 12  | 4-4-4 | 2:22.792 |
| 5 | 193 | Alfie JOHNSON    | ALD | 11  | 17  | 6-5-6 | 2:22.871 |
| 6 | 267 | Dante DALILI     | ALD | 7   | 20  | 8-7-5 | 2:50.600 |
| 7 | 188 | Qi Tai BAO       | AYR | 7   | 20  | 7-6-7 | 2:51.380 |
| 8 | 265 | Adam HILL        | MOH | 5   |     | 5     | 2:23.555 |



# British Short Track Speed Skating Championships

## Nottingham

### 6th & 7th January 2024



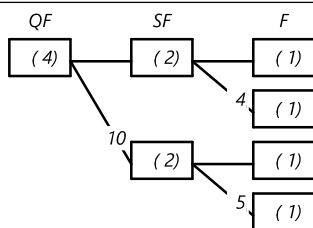
## List of Competitors

### Masters

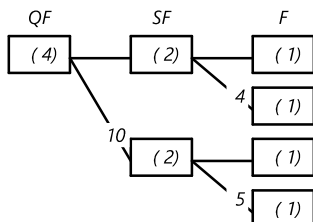
|     |            |          |     |               |
|-----|------------|----------|-----|---------------|
| 35  | SASSI      | Ugo      | CAM | ---           |
| 36  | CONNAGHTON | Paul     | ALD | ---           |
| 46  | McKENZIE   | Mark     | MOH | ---           |
| 78  | SHAW       | Helen    | MOH | ---           |
| 84  | GREGORY    | Patrick  | ALD | ---           |
| 88  | CLARK      | Zoe      | ALD | ---           |
| 89  | ARMSTRONG  | Peter    | ALD | ---           |
| 143 | BROUGHTON  | Ryan     | ALD | ---           |
| 165 | HUMBER     | Steve    | MOH | ---           |
| 177 | O'DEA      | Mick     | SHF | ---           |
| 209 | WRIGHT     | Keith    | SHF | ---           |
| 238 | HOPPER     | Julian   | AYR | ---           |
| 242 | CARR       | Peter    | ALD | ---           |
| 244 | GREGORY    | Alastair | NOT | ---           |
| 297 | WINSTANLEY | Nigel    | SHF | --- withdrawn |
| 298 | BRANAGAN   | Julia    | ALD | ---           |

## QUALIFYING

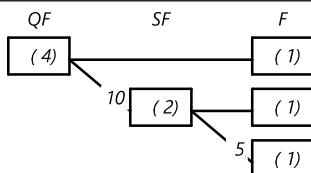
### Masters 1000 ( 16 competitors)



### Masters 500 ( 16 competitors)



### Masters 777 ( 15 competitors)





# British Short Track Speed Skating Championships

Nottingham

6th & 7th January 2024



## Results

| Masters R | R   | Fin | 1000 Nr | metre Name              | Quarter Finals | Group 1 Team | ISU | Cat         | Time            | Pnts | Q | Remark |
|-----------|-----|-----|---------|-------------------------|----------------|--------------|-----|-------------|-----------------|------|---|--------|
| 1         | 1/4 | 1   | 242     | Peter CARR              |                | ALD          | --- | MO50        | 1:55.600        |      |   |        |
|           |     | 2   | 209     | Keith WRIGHT            |                | SHF          | --- | MO50        | 1:57.581        |      |   |        |
|           |     | 3   | 36      | Paul CONNAGHTON         |                | ALD          | --- | MO50        | 2:05.501        |      |   |        |
|           |     | 4   | 238     | Julian HOPPER           |                | AYR          | --- | MO50        | 2:05.931        |      |   |        |
| 2         | 2/4 | 1   | 89      | Peter ARMSTRONG         |                | ALD          | --- | MU50        | 1:54.791        |      |   |        |
|           |     | 2   | 78      | Helen SHAW              |                | MOH          | --- | MU50        | 2:05.354        |      |   |        |
|           |     | 3   | 35      | Ugo SASSI               |                | CAM          | --- | MU50        | 2:08.476        |      |   |        |
|           |     | 4   | 177     | Mick O'DEA              |                | SHF          | --- | MO50        | 2:32.915        |      |   |        |
| 3         | 3/4 | 1   | 143     | Ryan BROUGHTON          |                | ALD          | --- | MU50        | 1:53.950        |      |   |        |
|           |     | 2   | 297     | Nigel WINSTANLEY        |                | SHF          | --- | MO50        | 1:54.568        |      |   |        |
|           |     | 3   | 46      | Mark McKENZIE           |                | MOH          | --- | MO50        | 2:09.635        |      |   |        |
|           |     | 4   | 88      | Zoe CLARK               |                | ALD          | --- | MO50        | 2:12.735        |      |   |        |
| 4         | 4/4 | 1   | 165     | Steve HUMBER            |                | MOH          | --- | MO50        | 1:58.712        |      |   |        |
|           |     | 2   | 84      | Patrick GREGORY         |                | ALD          | --- | MU50        | 2:06.817        |      |   |        |
|           |     | 3   | 244     | Alastair GREGORY        |                | NOT          | --- | MO50        | 2:23.042        |      |   |        |
|           |     | 4   | 298     | Julia BRANAGAN          |                | ALD          | --- | MO50        | 2:23.557        |      |   |        |
| Masters R | R   | Fin | 1000 Nr | metre Name              | Semi Final     | Group 2 Team | ISU | Cat         | Time            | Pnts | Q | Remark |
| 11        | 1/2 | 1   | 46      | Mark McKENZIE           |                | MOH          | --- | MO50        | 2:13.170        |      |   |        |
|           |     | 2   | 88      | Zoe CLARK               |                | ALD          | --- | MO50        | 2:16.081        |      |   |        |
|           |     | 3   | 298     | Julia BRANAGAN          |                | ALD          | --- | MO50        | 2:18.346        |      |   |        |
| 12        | 2/2 | 1   | 238     | Julian HOPPER           |                | AYR          | --- | MO50        | 2:07.017        |      |   |        |
|           |     | 2   | 244     | Alastair GREGORY        |                | NOT          | --- | MO50        | 2:09.297        |      |   |        |
|           |     | 3   | 177     | Mick O'DEA              |                | SHF          | --- | MO50        | 2:11.335        |      |   |        |
| Masters R | R   | Fin | 1000 Nr | metre Name              | Semi Final     | Group 1 Team | ISU | Cat         | Time            | Pnts | Q | Remark |
| 13        | 1/2 | 1   | 89      | Peter ARMSTRONG         |                | ALD          | --- | MU50        | 1:49.966        |      |   |        |
|           |     | 2   | 242     | Peter CARR              |                | ALD          | --- | MO50        | 1:52.424        |      |   |        |
|           |     | 3   | 209     | Keith WRIGHT            |                | SHF          | --- | MO50        | 1:56.367        |      |   |        |
|           |     | 4   | 78      | Helen SHAW              |                | MOH          | --- | MU50        | 1:59.109        |      |   |        |
|           |     | 5   | 35      | Ugo SASSI               |                | CAM          | --- | MU50        | 2:09.308        |      |   |        |
| 14        | 2/2 | 1   | 165     | Steve HUMBER            |                | MOH          | --- | MO50        | 1:52.837        |      |   |        |
|           |     | 2   | 143     | Ryan BROUGHTON          |                | ALD          | --- | MU50        | 1:53.038        |      |   |        |
|           |     | 3   | 297     | Nigel WINSTANLEY        |                | SHF          | --- | MO50        | 1:55.395        |      |   |        |
|           |     | 4   | 36      | Paul CONNAGHTON         |                | ALD          | --- | MO50        | 2:08.869        |      |   |        |
|           |     | 5   | 84      | Patrick GREGORY         |                | ALD          | --- | MU50        | 2:16.562        |      |   |        |
| Masters R | R   | Fin | 1000 Nr | metre Name              | Final          | Group 4 Team | ISU | Cat         | Time            | Pnts | Q | Remark |
| 22        | 1/1 | 1   | 177     | <b>Mick O'DEA</b>       |                | <b>SHF</b>   | --- | <b>MO50</b> | <b>2:13.776</b> |      |   |        |
|           |     | 2   | 298     | <b>Julia BRANAGAN</b>   |                | <b>ALD</b>   | --- | <b>MO50</b> | <b>2:18.986</b> |      |   |        |
| Masters R | R   | Fin | 1000 Nr | metre Name              | Final          | Group 3 Team | ISU | Cat         | Time            | Pnts | Q | Remark |
| 23        | 1/1 | 1   | 46      | <b>Mark McKENZIE</b>    |                | <b>MOH</b>   | --- | <b>MO50</b> | <b>2:02.719</b> |      |   |        |
|           |     | 2   | 238     | <b>Julian HOPPER</b>    |                | <b>AYR</b>   | --- | <b>MO50</b> | <b>2:03.607</b> |      |   |        |
|           |     | 3   | 244     | <b>Alastair GREGORY</b> |                | <b>NOT</b>   | --- | <b>MO50</b> | <b>2:04.213</b> |      |   |        |
|           |     | 4   | 88      | <b>Zoe CLARK</b>        |                | <b>ALD</b>   | --- | <b>MO50</b> | <b>2:08.825</b> |      |   |        |
| Masters R | R   | Fin | 1000 Nr | metre Name              | Final          | Group 2 Team | ISU | Cat         | Time            | Pnts | Q | Remark |
| 24        | 1/1 | 1   | 209     | <b>Keith WRIGHT</b>     |                | <b>SHF</b>   | --- | <b>MO50</b> | <b>1:59.466</b> | 3    |   |        |
|           |     | 2   | 78      | <b>Helen SHAW</b>       |                | <b>MOH</b>   | --- | <b>MU50</b> | <b>1:59.592</b> | 2    |   |        |
|           |     | 3   | 84      | <b>Patrick GREGORY</b>  |                | <b>ALD</b>   | --- | <b>MU50</b> | <b>2:00.557</b> | 1    |   |        |
|           |     | 4   | 36      | <b>Paul CONNAGHTON</b>  |                | <b>ALD</b>   | --- | <b>MO50</b> | <b>2:05.292</b> |      |   |        |
|           |     | 5   | 35      | <b>Ugo SASSI</b>        |                | <b>CAM</b>   | --- | <b>MU50</b> | <b>2:05.613</b> |      |   |        |
| Masters R | R   | Fin | 1000 Nr | metre Name              | Final          | Group 1 Team | ISU | Cat         | Time            | Pnts | Q | Remark |
| 25        | 1/1 | 1   | 89      | <b>Peter ARMSTRONG</b>  |                | <b>ALD</b>   | --- | <b>MU50</b> | <b>1:46.047</b> | 34   |   |        |
|           |     | 2   | 143     | <b>Ryan BROUGHTON</b>   |                | <b>ALD</b>   | --- | <b>MU50</b> | <b>1:47.546</b> | 21   |   |        |
|           |     | 3   | 242     | <b>Peter CARR</b>       |                | <b>ALD</b>   | --- | <b>MO50</b> | <b>1:48.815</b> | 13   |   |        |
|           |     | 4   | 165     | <b>Steve HUMBER</b>     |                | <b>MOH</b>   | --- | <b>MO50</b> | <b>1:50.052</b> | 8    |   |        |
|           |     | 5   | 297     | <b>Nigel WINSTANLEY</b> |                | <b>SHF</b>   | --- | <b>MO50</b> | <b>1:54.072</b> | 5    |   |        |



# British Short Track Speed Skating Championships

Nottingham

6th & 7th January 2024



## Distance Classification 1000 metre Masters

|               |     |                  |     | Fin |    |       | Time     |
|---------------|-----|------------------|-----|-----|----|-------|----------|
| Final Group 1 |     |                  |     |     |    |       |          |
| 1             | 89  | Peter ARMSTRONG  | ALD | 1   | 34 | 1-1-1 | 1:46.047 |
| 2             | 143 | Ryan BROUGHTON   | ALD | 2   | 21 | 1-2-2 | 1:47.546 |
| 3             | 242 | Peter CARR       | ALD | 3   | 13 | 1-2-3 | 1:48.815 |
| 4             | 165 | Steve HUMBER     | MOH | 4   | 8  | 1-1-4 | 1:50.052 |
| 5             | 297 | Nigel WINSTANLEY | SHF | 5   | 5  | 2-3-5 | 1:54.072 |
| Final Group 2 |     |                  |     |     |    |       |          |
| 6             | 209 | Keith WRIGHT     | SHF | 1   | 3  | 2-3-1 | 1:56.367 |
| 7             | 78  | Helen SHAW       | MOH | 2   | 2  | 2-4-2 | 1:59.109 |
| 8             | 84  | Patrick GREGORY  | ALD | 3   | 1  | 2-5-3 | 2:00.557 |
| 9             | 36  | Paul CONNAGHTON  | ALD | 4   |    | 3-4-4 | 2:05.292 |
| 10            | 35  | Ugo SASSI        | CAM | 5   |    | 3-5-5 | 2:05.613 |
| Final Group 3 |     |                  |     |     |    |       |          |
| 11            | 46  | Mark MCKENZIE    | MOH | 1   |    | 3-1-1 | 2:02.719 |
| 12            | 238 | Julian HOPPER    | AYR | 2   |    | 4-1-2 | 2:03.607 |
| 13            | 244 | Alastair GREGORY | NOT | 3   |    | 3-2-3 | 2:04.213 |
| 14            | 88  | Zoe CLARK        | ALD | 4   |    | 4-2-4 | 2:08.825 |
| Final Group 4 |     |                  |     |     |    |       |          |
| 15            | 177 | Mick O'DEA       | SHF | 1   |    | 4-3-1 | 2:11.335 |
| 16            | 298 | Julia BRANAGAN   | ALD | 2   |    | 4-3-2 | 2:18.346 |



# British Short Track Speed Skating Championships

Nottingham

6th & 7th January 2024



## Results

| Masters |     | 500 metre |            |                         | Quarter Finals | Group 1    |             |                 | Time | Pnts | Q         | Remark |
|---------|-----|-----------|------------|-------------------------|----------------|------------|-------------|-----------------|------|------|-----------|--------|
| R       | R   | Fin       | Nr         | Name                    | Team           | ISU        | Cat         |                 |      |      |           |        |
| 29      | 1/4 | 1         | 242        | Peter CARR              | ALD            | ---        | MO50        | 54.513          |      |      |           |        |
|         |     | 2         | 297        | Nigel WINSTANLEY        | SHF            | ---        | MO50        | 55.527          |      |      |           |        |
|         |     | 3         | 46         | Mark McKENZIE           | MOH            | ---        | MO50        | 1:01.987        |      |      |           |        |
|         |     | 4         | 88         | Zoe CLARK               | ALD            | ---        | MO50        | 1:02.589        |      |      |           |        |
| 30      | 2/4 | 1         | 89         | Peter ARMSTRONG         | ALD            | ---        | MU50        | 53.846          |      |      |           |        |
|         |     | 2         | 78         | Helen SHAW              | MOH            | ---        | MU50        | 57.680          |      |      |           |        |
|         |     | 3         | 36         | Paul CONNAGHTON         | ALD            | ---        | MO50        | 1:01.717        |      |      |           |        |
|         |     | 4         | 177        | Mick O'DEA              | SHF            | ---        | MO50        | 1:09.052        |      |      |           |        |
| 31      | 3/4 | 1         | 165        | Steve HUMBER            | MOH            | ---        | MO50        | 55.045          |      |      |           |        |
|         |     | 2         | 84         | Patrick GREGORY         | ALD            | ---        | MU50        | 56.463          |      |      |           |        |
|         |     | 3         | 238        | Julian HOPPER           | AYR            | ---        | MO50        | 58.433          |      |      |           |        |
|         |     | 4         | 244        | Alastair GREGORY        | NOT            | ---        | MO50        | 1:18.998        |      |      |           |        |
| 32      | 4/4 | 1         | 143        | Ryan BROUGHTON          | ALD            | ---        | MU50        | 53.552          |      |      |           |        |
|         |     | 2         | 209        | Keith WRIGHT            | SHF            | ---        | MO50        | 54.947          |      |      |           |        |
|         |     | 3         | 35         | Ugo SASSI               | CAM            | ---        | MU50        | 1:00.789        |      |      |           |        |
|         |     | 4         | 298        | Julia BRANAGAN          | ALD            | ---        | MO50        | 1:10.671        |      |      |           |        |
| Masters |     | 500 metre |            |                         | Semi Final     | Group 2    |             |                 | Time | Pnts | Q         | Remark |
| R       | R   | Fin       | Nr         | Name                    | Team           | ISU        | Cat         |                 |      |      |           |        |
| 41      | 1/2 | 1         | 46         | Mark McKENZIE           | MOH            | ---        | MO50        | 1:00.817        |      |      |           |        |
|         |     | 2         | 244        | Alastair GREGORY        | NOT            | ---        | MO50        | 1:02.592        |      |      |           |        |
|         |     | 3         | 88         | Zoe CLARK               | ALD            | ---        | MO50        | 1:03.735        |      |      |           |        |
| 42      | 2/2 | 1         | 36         | Paul CONNAGHTON         | ALD            | ---        | MO50        | 1:02.198        |      |      |           |        |
|         |     | 2         | 177        | Mick O'DEA              | SHF            | ---        | MO50        | 1:04.881        |      |      |           |        |
|         |     | 3         | 298        | Julia BRANAGAN          | ALD            | ---        | MO50        | 1:10.350        |      |      |           |        |
| Masters |     | 500 metre |            |                         | Semi Final     | Group 1    |             |                 | Time | Pnts | Q         | Remark |
| R       | R   | Fin       | Nr         | Name                    | Team           | ISU        | Cat         |                 |      |      |           |        |
| 43      | 1/2 | 1         | 143        | Ryan BROUGHTON          | ALD            | ---        | MU50        | 52.113          |      |      |           |        |
|         |     | 2         | 209        | Keith WRIGHT            | SHF            | ---        | MO50        | 55.180          |      |      |           |        |
|         |     | 3         | 78         | Helen SHAW              | MOH            | ---        | MU50        | 58.161          |      |      |           |        |
|         |     | 4         | 238        | Julian HOPPER           | AYR            | ---        | MO50        | 1:01.004        |      |      |           |        |
|         |     | P         | 165        | Steve HUMBER            | MOH            | ---        | MO50        |                 |      |      | Penalty   |        |
| 44      | 2/2 | 1         | 89         | Peter ARMSTRONG         | ALD            | ---        | MU50        | 50.638          |      |      |           |        |
|         |     | 2         | 242        | Peter CARR              | ALD            | ---        | MO50        | 53.428          |      |      |           |        |
|         |     | 3         | 84         | Patrick GREGORY         | ALD            | ---        | MU50        | 57.301          |      |      |           |        |
|         |     | 4         | 35         | Ugo SASSI               | CAM            | ---        | MU50        | 1:03.884        |      |      |           |        |
|         |     | DNF       | 297        | Nigel WINSTANLEY        | SHF            | ---        | MO50        |                 |      |      | NO FINISH |        |
| Masters |     | 500 metre |            |                         | Final          | Group 4    |             |                 | Time | Pnts | Q         | Remark |
| R       | R   | Fin       | Nr         | Name                    | Team           | ISU        | Cat         |                 |      |      |           |        |
| 49      | 1/1 | <b>1</b>  | <b>88</b>  | <b>Zoe CLARK</b>        | <b>ALD</b>     | <b>---</b> | <b>MO50</b> | <b>1:03.376</b> |      |      |           |        |
|         |     | <b>2</b>  | <b>298</b> | <b>Julia BRANAGAN</b>   | <b>ALD</b>     | <b>---</b> | <b>MO50</b> | <b>1:09.079</b> |      |      |           |        |
| Masters |     | 500 metre |            |                         | Final          | Group 3    |             |                 | Time | Pnts | Q         | Remark |
| R       | R   | Fin       | Nr         | Name                    | Team           | ISU        | Cat         |                 |      |      |           |        |
| 50      | 1/1 | <b>1</b>  | <b>46</b>  | <b>Mark McKENZIE</b>    | <b>MOH</b>     | <b>---</b> | <b>MO50</b> | <b>1:00.540</b> |      |      |           |        |
|         |     | <b>2</b>  | <b>244</b> | <b>Alastair GREGORY</b> | <b>NOT</b>     | <b>---</b> | <b>MO50</b> | <b>1:02.050</b> |      |      |           |        |
|         |     | <b>3</b>  | <b>177</b> | <b>Mick O'DEA</b>       | <b>SHF</b>     | <b>---</b> | <b>MO50</b> | <b>1:08.461</b> |      |      |           |        |
|         |     | <b>4</b>  | <b>36</b>  | <b>Paul CONNAGHTON</b>  | <b>ALD</b>     | <b>---</b> | <b>MO50</b> | <b>1:14.917</b> |      |      |           |        |



# British Short Track Speed Skating Championships

Nottingham

6th & 7th January 2024



## Results

| Masters R | R   | Fin | 500 metre Nr | Name             | Final | Group 2 Team | ISU | Cat  | Time     | Pnts | Q | Remark   |
|-----------|-----|-----|--------------|------------------|-------|--------------|-----|------|----------|------|---|----------|
| 51        | 1/1 | 1   | 165          | Steve HUMBER     |       | MOH          | --- | MO50 | 56.228   | 3    |   |          |
|           |     | 2   | 78           | Helen SHAW       |       | MOH          | --- | MU50 | 56.504   | 2    |   |          |
|           |     | 3   | 238          | Julian HOPPER    |       | AYR          | --- | MO50 | 59.673   | 1    |   |          |
|           |     | 4   | 35           | Ugo SASSI        |       | CAM          | --- | MU50 | 1:01.300 |      |   |          |
|           |     | DNS | 297          | Nigel WINSTANLEY |       | SHF          | --- | MO50 |          |      |   | NO START |

| Masters R | R   | Fin | 500 metre Nr | Name            | Final | Group 1 Team | ISU | Cat  | Time     | Pnts | Q | Remark |
|-----------|-----|-----|--------------|-----------------|-------|--------------|-----|------|----------|------|---|--------|
| 52        | 1/1 | 1   | 89           | Peter ARMSTRONG |       | ALD          | --- | MU50 | 48.586   | 34   |   |        |
|           |     | 2   | 143          | Ryan BROUGHTON  |       | ALD          | --- | MU50 | 48.822   | 21   |   |        |
|           |     | 3   | 242          | Peter CARR      |       | ALD          | --- | MO50 | 54.597   | 13   |   |        |
|           |     | 4   | 84           | Patrick GREGORY |       | ALD          | --- | MU50 | 55.999   | 8    |   |        |
|           |     | 5   | 209          | Keith WRIGHT    |       | SHF          | --- | MO50 | 1:02.393 | 5    |   |        |

## Distance Classification 500 metre Masters

|               |     |                  |     |  | Fin |    |       | Time     |
|---------------|-----|------------------|-----|--|-----|----|-------|----------|
| Final Group 1 |     |                  |     |  |     |    |       |          |
| 1             | 89  | Peter ARMSTRONG  | ALD |  | 1   | 34 | 1-1-1 | 48.586   |
| 2             | 143 | Ryan BROUGHTON   | ALD |  | 2   | 21 | 1-1-2 | 48.822   |
| 3             | 242 | Peter CARR       | ALD |  | 3   | 13 | 1-2-3 | 53.428   |
| 4             | 84  | Patrick GREGORY  | ALD |  | 4   | 8  | 2-3-4 | 55.999   |
| 5             | 209 | Keith WRIGHT     | SHF |  | 5   | 5  | 2-2-5 | 54.947   |
| Final Group 2 |     |                  |     |  |     |    |       |          |
| 6             | 165 | Steve HUMBER     | MOH |  | 1   | 3  | 1-1   | 55.045   |
| 7             | 78  | Helen SHAW       | MOH |  | 2   | 2  | 2-3-2 | 56.504   |
| 8             | 238 | Julian HOPPER    | AYR |  | 3   | 1  | 3-4-3 | 58.433   |
| 9             | 35  | Ugo SASSI        | CAM |  | 4   |    | 3-4-4 | 1:00.789 |
| 10            | 297 | Nigel WINSTANLEY | SHF |  | DNS |    | 2     | 55.527   |
| Final Group 3 |     |                  |     |  |     |    |       |          |
| 11            | 46  | Mark MCKENZIE    | MOH |  | 1   |    | 3-1-1 | 1:00.540 |
| 12            | 244 | Alastair GREGORY | NOT |  | 2   |    | 4-2-2 | 1:02.050 |
| 13            | 177 | Mick O'DEA       | SHF |  | 3   |    | 4-2-3 | 1:04.881 |
| 14            | 36  | Paul CONNAGHTON  | ALD |  | 4   |    | 3-1-4 | 1:01.717 |
| Final Group 4 |     |                  |     |  |     |    |       |          |
| 15            | 88  | Zoe CLARK        | ALD |  | 1   |    | 4-3-1 | 1:02.589 |
| 16            | 298 | Julia BRANAGAN   | ALD |  | 2   |    | 4-3-2 | 1:09.079 |



# British Short Track Speed Skating Championships

Nottingham

6th & 7th January 2024



## Results

| Masters |     | 777 metre |     |                         | Quarter Finals | Group 1 |             |                 | Time      | Pnts | Q | Remark |
|---------|-----|-----------|-----|-------------------------|----------------|---------|-------------|-----------------|-----------|------|---|--------|
| R       | R   | Fin       | Nr  | Name                    | Team           | ISU     | Cat         |                 |           |      |   |        |
| 65      | 1/4 | 1         | 242 | Peter CARR              | ALD            | ---     | MO50        | 1:29.447        |           |      |   |        |
|         |     | 2         | 209 | Keith WRIGHT            | SHF            | ---     | MO50        | 1:30.981        |           |      |   |        |
|         |     | 3         | 46  | Mark McKENZIE           | MOH            | ---     | MO50        | 1:33.960        |           |      |   |        |
|         |     | 4         | 88  | Zoe CLARK               | ALD            | ---     | MO50        | 1:40.606        |           |      |   |        |
| 66      | 2/4 | 1         | 165 | Steve HUMBER            | MOH            | ---     | MO50        | 1:30.927        |           |      |   |        |
|         |     | 2         | 84  | Patrick GREGORY         | ALD            | ---     | MU50        | 1:32.791        |           |      |   |        |
|         |     | 3         | 244 | Alastair GREGORY        | NOT            | ---     | MO50        | 1:39.501        |           |      |   |        |
|         |     | 4         | 177 | Mick O'DEA              | SHF            | ---     | MO50        | 1:39.847        |           |      |   |        |
| 67      | 3/4 | 1         | 143 | Ryan BROUGHTON          | ALD            | ---     | MU50        | 1:31.113        |           |      |   |        |
|         |     | 2         | 78  | Helen SHAW              | MOH            | ---     | MU50        | 1:35.827        |           |      |   |        |
|         |     | 3         | 36  | Paul CONNAGHTON         | ALD            | ---     | MO50        | 1:37.891        |           |      |   |        |
| 68      | 4/4 | 1         | 89  | Peter ARMSTRONG         | ALD            | ---     | MU50        | 1:27.517        |           |      |   |        |
|         |     | 2         | 238 | Julian HOPPER           | AYR            | ---     | MO50        | 1:33.315        |           |      |   |        |
|         |     | 3         | 35  | Ugo SASSI               | CAM            | ---     | MU50        | 1:34.182        |           |      |   |        |
|         |     | 4         | 298 | Julia BRANAGAN          | ALD            | ---     | MO50        | 1:45.992        |           |      |   |        |
| Masters |     | 777 metre |     |                         | Semi Final     | Group 1 |             |                 | Time      | Pnts | Q | Remark |
| R       | R   | Fin       | Nr  | Name                    | Team           | ISU     | Cat         |                 |           |      |   |        |
| 79      | 1/2 | 1         | 242 | Peter CARR              | ALD            | ---     | MO50        | 1:27.238        |           |      |   |        |
|         |     | 2         | 165 | Steve HUMBER            | MOH            | ---     | MO50        | 1:27.498        |           |      |   |        |
|         |     | 3         | 84  | Patrick GREGORY         | ALD            | ---     | MU50        | 1:27.990        |           |      |   |        |
|         |     | 4         | 238 | Julian HOPPER           | AYR            | ---     | MO50        | 1:34.348        |           |      |   |        |
|         |     | 5         | 35  | Ugo SASSI               | CAM            | ---     | MU50        | 1:39.067        |           |      |   |        |
| 80      | 2/2 | 1         | 89  | Peter ARMSTRONG         | ALD            | ---     | MU50        | 1:23.275        |           |      |   |        |
|         |     | 2         | 143 | Ryan BROUGHTON          | ALD            | ---     | MU50        | 1:23.680        |           |      |   |        |
|         |     | 3         | 209 | Keith WRIGHT            | SHF            | ---     | MO50        | 1:28.721        |           |      |   |        |
|         |     | 4         | 78  | Helen SHAW              | MOH            | ---     | MU50        | 1:36.848        |           |      |   |        |
|         |     | 5         | 46  | Mark McKENZIE           | MOH            | ---     | MO50        | 1:44.088        |           |      |   |        |
| Masters |     | 777 metre |     |                         | Final          | Group 3 |             |                 | Time      | Pnts | Q | Remark |
| R       | R   | Fin       | Nr  | Name                    | Team           | ISU     | Cat         |                 |           |      |   |        |
| 85      | 1/1 | 1         | 88  | <b>Zoe CLARK</b>        | <b>ALD</b>     | ---     | <b>MO50</b> | <b>1:38.583</b> |           |      |   |        |
|         |     | 2         | 244 | <b>Alastair GREGORY</b> | <b>NOT</b>     | ---     | <b>MO50</b> | <b>1:38.600</b> |           |      |   |        |
|         |     | 3         | 177 | <b>Mick O'DEA</b>       | <b>SHF</b>     | ---     | <b>MO50</b> | <b>1:40.066</b> |           |      |   |        |
|         |     | 4         | 36  | <b>Paul CONNAGHTON</b>  | <b>ALD</b>     | ---     | <b>MO50</b> | <b>1:42.454</b> |           |      |   |        |
|         |     | 5         | 298 | <b>Julia BRANAGAN</b>   | <b>ALD</b>     | ---     | <b>MO50</b> | <b>1:43.308</b> |           |      |   |        |
| Masters |     | 777 metre |     |                         | Final          | Group 2 |             |                 | Time      | Pnts | Q | Remark |
| R       | R   | Fin       | Nr  | Name                    | Team           | ISU     | Cat         |                 |           |      |   |        |
| 86      | 1/1 | 1         | 209 | <b>Keith WRIGHT</b>     | <b>SHF</b>     | ---     | <b>MO50</b> | <b>1:31.919</b> | <b>3</b>  |      |   |        |
|         |     | 2         | 78  | <b>Helen SHAW</b>       | <b>MOH</b>     | ---     | <b>MU50</b> | <b>1:32.078</b> | <b>2</b>  |      |   |        |
|         |     | 3         | 238 | <b>Julian HOPPER</b>    | <b>AYR</b>     | ---     | <b>MO50</b> | <b>1:34.291</b> | <b>1</b>  |      |   |        |
|         |     | 4         | 46  | <b>Mark McKENZIE</b>    | <b>MOH</b>     | ---     | <b>MO50</b> | <b>1:34.395</b> |           |      |   |        |
|         |     | 5         | 35  | <b>Ugo SASSI</b>        | <b>CAM</b>     | ---     | <b>MU50</b> | <b>1:44.417</b> |           |      |   |        |
| Masters |     | 777 metre |     |                         | Final          | Group 1 |             |                 | Time      | Pnts | Q | Remark |
| R       | R   | Fin       | Nr  | Name                    | Team           | ISU     | Cat         |                 |           |      |   |        |
| 87      | 1/1 | 1         | 89  | <b>Peter ARMSTRONG</b>  | <b>ALD</b>     | ---     | <b>MU50</b> | <b>1:19.397</b> | <b>34</b> |      |   |        |
|         |     | 2         | 143 | <b>Ryan BROUGHTON</b>   | <b>ALD</b>     | ---     | <b>MU50</b> | <b>1:19.589</b> | <b>21</b> |      |   |        |
|         |     | 3         | 165 | <b>Steve HUMBER</b>     | <b>MOH</b>     | ---     | <b>MO50</b> | <b>1:23.352</b> | <b>13</b> |      |   |        |
|         |     | 4         | 242 | <b>Peter CARR</b>       | <b>ALD</b>     | ---     | <b>MO50</b> | <b>1:24.351</b> | <b>8</b>  |      |   |        |
|         |     | 5         | 84  | <b>Patrick GREGORY</b>  | <b>ALD</b>     | ---     | <b>MU50</b> | <b>1:56.484</b> | <b>5</b>  |      |   |        |



# British Short Track Speed Skating Championships

Nottingham

6th & 7th January 2024



## Distance Classification 777 metre Masters

|               |     |                  |     | Fin |    |       | Time     |
|---------------|-----|------------------|-----|-----|----|-------|----------|
| Final Group 1 |     |                  |     |     |    |       |          |
| 1             | 89  | Peter ARMSTRONG  | ALD | 1   | 34 | 1-1-1 | 1:19.397 |
| 2             | 143 | Ryan BROUGHTON   | ALD | 2   | 21 | 1-2-2 | 1:19.589 |
| 3             | 165 | Steve HUMBER     | MOH | 3   | 13 | 1-2-3 | 1:23.352 |
| 4             | 242 | Peter CARR       | ALD | 4   | 8  | 1-1-4 | 1:24.351 |
| 5             | 84  | Patrick GREGORY  | ALD | 5   | 5  | 2-3-5 | 1:27.990 |
| Final Group 2 |     |                  |     |     |    |       |          |
| 6             | 209 | Keith WRIGHT     | SHF | 1   | 3  | 2-3-1 | 1:28.721 |
| 7             | 78  | Helen SHAW       | MOH | 2   | 2  | 2-4-2 | 1:32.078 |
| 8             | 238 | Julian HOPPER    | AYR | 3   | 1  | 2-4-3 | 1:33.315 |
| 9             | 46  | Mark McKENZIE    | MOH | 4   |    | 3-5-4 | 1:33.960 |
| 10            | 35  | Ugo SASSI        | CAM | 5   |    | 3-5-5 | 1:34.182 |
| Final Group 3 |     |                  |     |     |    |       |          |
| 11            | 88  | Zoe CLARK        | ALD | 1   |    | 4-1   | 1:38.583 |
| 12            | 244 | Alastair GREGORY | NOT | 2   |    | 3-2   | 1:38.600 |
| 13            | 177 | Mick O'DEA       | SHF | 3   |    | 4-3   | 1:39.847 |
| 14            | 36  | Paul CONNAGHTON  | ALD | 4   |    | 3-4   | 1:37.891 |
| 15            | 298 | Julia BRANAGAN   | ALD | 5   |    | 4-5   | 1:43.308 |

## Overall Classification Masters

|    |     |                  |     | FP  | CDR | Time     |          |
|----|-----|------------------|-----|-----|-----|----------|----------|
| 1  | 89  | Peter ARMSTRONG  | ALD | 102 | 3   | 1-1-1    | 1:46.047 |
| 2  | 143 | Ryan BROUGHTON   | ALD | 63  | 6   | 2-2-2    | 1:47.546 |
| 3  | 242 | Peter CARR       | ALD | 34  | 10  | 3-3-4    | 1:48.815 |
| 4  | 165 | Steve HUMBER     | MOH | 24  | 13  | 4-6-3    | 1:50.052 |
| 5  | 84  | Patrick GREGORY  | ALD | 14  | 17  | 8-4-5    | 2:00.557 |
| 6  | 209 | Keith WRIGHT     | SHF | 11  | 17  | 6-5-6    | 1:56.367 |
| 7  | 78  | Helen SHAW       | MOH | 6   | 21  | 7-7-7    | 1:59.109 |
| 8  | 297 | Nigel WINSTANLEY | SHF | 5   | 15  | 5        | 1:54.072 |
| 9  | 238 | Julian HOPPER    | AYR | 2   | 28  | 12-8-8   | 2:03.607 |
| 10 | 35  | Ugo SASSI        | CAM |     | 29  | 10-9-10  | 2:05.613 |
| 11 | 46  | Mark McKENZIE    | MOH |     | 31  | 11-11-9  | 2:02.719 |
| 12 | 36  | Paul CONNAGHTON  | ALD |     | 37  | 9-14-14  | 2:05.292 |
| 13 | 244 | Alastair GREGORY | NOT |     | 37  | 13-12-12 | 2:04.213 |
| 14 | 88  | Zoe CLARK        | ALD |     | 40  | 14-15-11 | 2:08.825 |
| 15 | 177 | Mick O'DEA       | SHF |     | 41  | 15-13-13 | 2:11.335 |
| 16 | 298 | Julia BRANAGAN   | ALD |     | 47  | 16-16-15 | 2:18.346 |





# British Short Track Speed Skating Championships

## Nottingham

### 6th & 7th January 2024



### List of Competitors

#### Masters Under 50

|     |           |         |     |     |
|-----|-----------|---------|-----|-----|
| 35  | SASSI     | Ugo     | CAM | --- |
| 78  | SHAW      | Helen   | MOH | --- |
| 84  | GREGORY   | Patrick | ALD | --- |
| 89  | ARMSTRONG | Peter   | ALD | --- |
| 143 | BROUGHTON | Ryan    | ALD | --- |

### Results

| Masters Under 50 | MU50 777m | Final      | Group 1    | ISU                    | NT         | Time | Pnts            | Q         | Remark           |
|------------------|-----------|------------|------------|------------------------|------------|------|-----------------|-----------|------------------|
| R                | R         | Fin        | Nr         | Name                   | Team       |      |                 |           |                  |
| 93               | 1/1       | <b>1</b>   | <b>89</b>  | <b>Peter ARMSTRONG</b> | <b>ALD</b> | ---  | <b>1:17.182</b> | <b>34</b> |                  |
|                  |           | <b>2</b>   | <b>143</b> | <b>Ryan BROUGHTON</b>  | <b>ALD</b> | ---  | <b>1:23.683</b> | <b>21</b> |                  |
|                  |           | <b>3</b>   | <b>35</b>  | <b>Ugo SASSI</b>       | <b>CAM</b> | ---  | <b>1:38.375</b> | <b>13</b> |                  |
|                  |           | <b>4</b>   | <b>84</b>  | <b>Patrick GREGORY</b> | <b>ALD</b> | ---  | <b>1:40.900</b> | <b>8</b>  |                  |
|                  |           | <b>DNF</b> | <b>78</b>  | <b>Helen SHAW</b>      | <b>MOH</b> | ---  |                 | <b>5</b>  | <b>NO FINISH</b> |

### Distance Classification MU50 777m Masters Under 50

| Final Group 1            | Fin     | Time     |
|--------------------------|---------|----------|
| 1 89 Peter ARMSTRONG ALD | 1 34 1  | 1:17.182 |
| 2 143 Ryan BROUGHTON ALD | 2 21 2  | 1:23.683 |
| 3 35 Ugo SASSI CAM       | 3 13 3  | 1:38.375 |
| 4 84 Patrick GREGORY ALD | 4 8 4   | 1:40.900 |
| 5 78 Helen SHAW MOH      | DNF 5 5 |          |

### Overall Classification Masters Under 50

|                          | FP  | CDR | Time             |
|--------------------------|-----|-----|------------------|
| 1 89 Peter ARMSTRONG ALD | 136 | 4   | 1-1-1-1 1:46.047 |
| 2 143 Ryan BROUGHTON ALD | 84  | 8   | 2-2-2-2 1:47.546 |
| 3 84 Patrick GREGORY ALD | 22  | 14  | 4-3-3-4 2:00.557 |
| 4 35 Ugo SASSI CAM       | 13  | 18  | 5-5-5-3 2:05.613 |
| 5 78 Helen SHAW MOH      | 11  | 16  | 3-4-4-5 1:59.109 |



# British Short Track Speed Skating Championships

Nottingham

6th & 7th January 2024



## List of Competitors

### Masters 50 Plus

|     |            |          |     |     |
|-----|------------|----------|-----|-----|
| 36  | CONNAGHTON | Paul     | ALD | --- |
| 46  | McKENZIE   | Mark     | MOH | --- |
| 88  | CLARK      | Zoe      | ALD | --- |
| 165 | HUMBER     | Steve    | MOH | --- |
| 177 | O'DEA      | Mick     | SHF | --- |
| 209 | WRIGHT     | Keith    | SHF | --- |
| 238 | HOPPER     | Julian   | AYR | --- |
| 242 | CARR       | Peter    | ALD | --- |
| 244 | GREGORY    | Alastair | NOT | --- |
| 297 | WINSTANLEY | Nigel    | SHF | --- |
| 298 | BRANAGAN   | Julia    | ALD | --- |

## Results

| Masters 50 Plus |     |          | MO50 777 m |                         | Final | Group 2    |     |    | Time            | Pnts     | Q | Remark |
|-----------------|-----|----------|------------|-------------------------|-------|------------|-----|----|-----------------|----------|---|--------|
| R               | R   | Fin      | Nr         | Name                    |       | Team       | ISU | NT |                 |          |   |        |
| 94              | 1/1 | <b>1</b> | <b>244</b> | <b>Alastair GREGORY</b> |       | <b>NOT</b> | --- |    | <b>1:35.932</b> | <b>3</b> |   |        |
|                 |     | <b>2</b> | <b>36</b>  | <b>Paul CONNAGHTON</b>  |       | <b>ALD</b> | --- |    | <b>1:36.332</b> | <b>2</b> |   |        |
|                 |     | <b>3</b> | <b>88</b>  | <b>Zoe CLARK</b>        |       | <b>ALD</b> | --- |    | <b>1:36.848</b> | <b>1</b> |   |        |
|                 |     | <b>4</b> | <b>177</b> | <b>Mick O'DEA</b>       |       | <b>SHF</b> | --- |    | <b>1:42.177</b> |          |   |        |
|                 |     | <b>5</b> | <b>298</b> | <b>Julia BRANAGAN</b>   |       | <b>ALD</b> | --- |    | <b>1:45.706</b> |          |   |        |

| Masters 50 Plus |     |          | MO50 777 m |                      | Final | Group 1    |     |    | Time            | Pnts      | Q | Remark |
|-----------------|-----|----------|------------|----------------------|-------|------------|-----|----|-----------------|-----------|---|--------|
| R               | R   | Fin      | Nr         | Name                 |       | Team       | ISU | NT |                 |           |   |        |
| 95              | 1/1 | <b>1</b> | <b>242</b> | <b>Peter CARR</b>    |       | <b>ALD</b> | --- |    | <b>1:22.890</b> | <b>34</b> |   |        |
|                 |     | <b>2</b> | <b>165</b> | <b>Steve HUMBER</b>  |       | <b>MOH</b> | --- |    | <b>1:23.752</b> | <b>21</b> |   |        |
|                 |     | <b>3</b> | <b>209</b> | <b>Keith WRIGHT</b>  |       | <b>SHF</b> | --- |    | <b>1:36.140</b> | <b>13</b> |   |        |
|                 |     | <b>4</b> | <b>46</b>  | <b>Mark McKENZIE</b> |       | <b>MOH</b> | --- |    | <b>1:38.397</b> | <b>8</b>  |   |        |
|                 |     | <b>5</b> | <b>238</b> | <b>Julian HOPPER</b> |       | <b>AYR</b> | --- |    | <b>1:44.754</b> | <b>5</b>  |   |        |

## Distance Classification MO50 777 m Masters 50 Plus

|               |     |                  |     |  | Fin |    |   | Time     |
|---------------|-----|------------------|-----|--|-----|----|---|----------|
| Final Group 1 |     |                  |     |  |     |    |   |          |
| 1             | 242 | Peter CARR       | ALD |  | 1   | 34 | 1 | 1:22.890 |
| 2             | 165 | Steve HUMBER     | MOH |  | 2   | 21 | 2 | 1:23.752 |
| 3             | 209 | Keith WRIGHT     | SHF |  | 3   | 13 | 3 | 1:36.140 |
| 4             | 46  | Mark McKENZIE    | MOH |  | 4   | 8  | 4 | 1:38.397 |
| 5             | 238 | Julian HOPPER    | AYR |  | 5   | 5  | 5 | 1:44.754 |
| Final Group 2 |     |                  |     |  |     |    |   |          |
| 6             | 244 | Alastair GREGORY | NOT |  | 1   | 3  | 1 | 1:35.932 |
| 7             | 36  | Paul CONNAGHTON  | ALD |  | 2   | 2  | 2 | 1:36.332 |
| 8             | 88  | Zoe CLARK        | ALD |  | 3   | 1  | 3 | 1:36.848 |
| 9             | 177 | Mick O'DEA       | SHF |  | 4   |    | 4 | 1:42.177 |
| 10            | 298 | Julia BRANAGAN   | ALD |  | 5   |    | 5 | 1:45.706 |



# British Short Track Speed Skating Championships

Nottingham

6th & 7th January 2024



## Overall Classification Masters 50 Plus

|    |     |                  |     | FP | CDR |             | Time     |
|----|-----|------------------|-----|----|-----|-------------|----------|
| 1  | 242 | Peter CARR       | ALD | 68 | 5   | 1-1-2-1     | 1:48.815 |
| 2  | 165 | Steve HUMBER     | MOH | 45 | 8   | 2-3-1-2     | 1:50.052 |
| 3  | 209 | Keith WRIGHT     | SHF | 24 | 12  | 4-2-3-3     | 1:56.367 |
| 4  | 46  | Mark McKENZIE    | MOH | 8  | 21  | 6-6-5-4     | 2:02.719 |
| 5  | 238 | Julian HOPPER    | AYR | 7  | 20  | 7-4-4-5     | 2:03.607 |
| 6  | 297 | Nigel WINSTANLEY | SHF | 5  |     | 5           | 1:54.072 |
| 7  | 244 | Alastair GREGORY | NOT | 3  | 28  | 8-7-7-6     | 2:04.213 |
| 8  | 36  | Paul CONNAGHTON  | ALD | 2  | 30  | 5-9-9-7     | 2:05.292 |
| 9  | 88  | Zoe CLARK        | ALD | 1  | 33  | 9-10-6-8    | 2:08.825 |
| 10 | 177 | Mick O'DEA       | SHF |    | 35  | 10-8-8-9    | 2:11.335 |
| 11 | 298 | Julia BRANAGAN   | ALD |    | 42  | 11-11-10-10 | 2:18.346 |

## List of Competitors

### Women

|     |          |           |     |     |
|-----|----------|-----------|-----|-----|
| 4   | GRANT    | Hannah    | ALT | --- |
| 39  | TAYLOR   | Fern      | NOT | --- |
| 42  | HARRISON | Fiona     | SHF | --- |
| 181 | GREEN    | Annabelle | NOT | --- |
| 274 | HOYLAND  | Holly     | NOT | --- |

## Results

| Women R | R   | Fin | 1500 metre Nr | Name                   | Final | Group 1 Team | ISU | NT | Time     | Pnts | Q | Remark |
|---------|-----|-----|---------------|------------------------|-------|--------------|-----|----|----------|------|---|--------|
| 26      | 1/1 | 1   | 274           | <b>Holly HOYLAND</b>   |       | NOT          | --- |    | 2:47.469 | 34   |   |        |
|         |     | 2   | 181           | <b>Annabelle GREEN</b> |       | NOT          | --- |    | 2:47.635 | 21   |   |        |
|         |     | 3   | 39            | <b>Fern TAYLOR</b>     |       | NOT          | --- |    | 3:04.622 | 13   |   |        |
|         |     | 4   | 42            | <b>Fiona HARRISON</b>  |       | SHF          | --- |    | 3:11.822 | 8    |   |        |
|         |     | 5   | 4             | <b>Hannah GRANT</b>    |       | ALT          | --- |    | 3:16.761 | 5    |   |        |

## Distance Classification 1500 metre Women

| Final Group 1         | Fin | Time     |
|-----------------------|-----|----------|
| 1 274 Holly HOYLAND   | NOT | 2:47.469 |
| 2 181 Annabelle GREEN | NOT | 2:47.635 |
| 3 39 Fern TAYLOR      | NOT | 3:04.622 |
| 4 42 Fiona HARRISON   | SHF | 3:11.822 |
| 5 4 Hannah GRANT      | ALT | 3:16.761 |

## Results

| Women R | R   | Fin | 500 metre Nr | Name                   | Final | Group 1 Team | ISU | NT | Time   | Pnts | Q | Remark |
|---------|-----|-----|--------------|------------------------|-------|--------------|-----|----|--------|------|---|--------|
| 57      | 1/1 | 1   | 274          | <b>Holly HOYLAND</b>   |       | NOT          | --- |    | 46.390 | 34   |   |        |
|         |     | 2   | 181          | <b>Annabelle GREEN</b> |       | NOT          | --- |    | 46.843 | 21   |   |        |
|         |     | 3   | 42           | <b>Fiona HARRISON</b>  |       | SHF          | --- |    | 53.623 | 13   |   |        |
|         |     | 4   | 39           | <b>Fern TAYLOR</b>     |       | NOT          | --- |    | 54.330 | 8    |   |        |
|         |     | 5   | 4            | <b>Hannah GRANT</b>    |       | ALT          | --- |    | 57.391 | 5    |   |        |

## Distance Classification 500 metre Women

| Final Group 1         | Fin | Time   |
|-----------------------|-----|--------|
| 1 274 Holly HOYLAND   | NOT | 46.390 |
| 2 181 Annabelle GREEN | NOT | 46.843 |
| 3 42 Fiona HARRISON   | SHF | 53.623 |
| 4 39 Fern TAYLOR      | NOT | 54.330 |
| 5 4 Hannah GRANT      | ALT | 57.391 |

## Results

| Women R | R   | Fin | 1000 metre Nr | Name                   | Final | Group 1 Team | ISU | NT | Time     | Pnts | Q | Remark |
|---------|-----|-----|---------------|------------------------|-------|--------------|-----|----|----------|------|---|--------|
| 100     | 1/1 | 1   | 181           | <b>Annabelle GREEN</b> |       | NOT          | --- |    | 1:41.862 | 34   |   |        |
|         |     | 2   | 274           | <b>Holly HOYLAND</b>   |       | NOT          | --- |    | 1:41.872 | 21   |   |        |
|         |     | 3   | 39            | <b>Fern TAYLOR</b>     |       | NOT          | --- |    | 1:50.182 | 13   |   |        |
|         |     | 4   | 42            | <b>Fiona HARRISON</b>  |       | SHF          | --- |    | 2:01.345 | 8    |   |        |
|         |     | 5   | 4             | <b>Hannah GRANT</b>    |       | ALT          | --- |    | 2:01.617 | 5    |   |        |

## Distance Classification 1000 metre Women

| Final Group 1         | Fin | Time     |
|-----------------------|-----|----------|
| 1 181 Annabelle GREEN | NOT | 1:41.862 |
| 2 274 Holly HOYLAND   | NOT | 1:41.872 |
| 3 39 Fern TAYLOR      | NOT | 1:50.182 |
| 4 42 Fiona HARRISON   | SHF | 2:01.345 |
| 5 4 Hannah GRANT      | ALT | 2:01.617 |



British Short Track Speed Skating Championships

Nottingham

6th & 7th January 2024



**Overall Classification Women**

|   |     |                 |     | FP | CDR |       | Time     |
|---|-----|-----------------|-----|----|-----|-------|----------|
| 1 | 274 | Holly HOYLAND   | NOT | 89 | 4   | 1-1-2 | 2:47.469 |
| 2 | 181 | Annabelle GREEN | NOT | 76 | 5   | 2-2-1 | 2:47.635 |
| 3 | 39  | Fern TAYLOR     | NOT | 34 | 10  | 3-4-3 | 3:04.622 |
| 4 | 42  | Fiona HARRISON  | SHF | 29 | 11  | 4-3-4 | 3:11.822 |
| 5 | 4   | Hannah GRANT    | ALT | 15 | 15  | 5-5-5 | 3:16.761 |



# British Short Track Speed Skating Championships

## Nottingham

### 6th & 7th January 2024



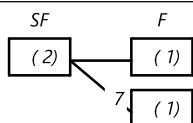
## List of Competitors

Men

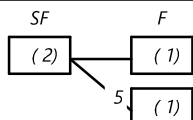
|     |              |         |     |     |
|-----|--------------|---------|-----|-----|
| 1   | WALKER       | Roy     | AYR | --- |
| 15  | GARDNER      | Matt    | SHF | --- |
| 49  | ROSS-WADDELL | Kyle    | NOT | --- |
| 59  | RICHES       | Peter   | ALD | --- |
| 100 | DAIOS        | George  | AYR | --- |
| 139 | RAIZADA      | Isaac   | NOT | --- |
| 212 | TREACY       | Ethan   | MOH | --- |
| 240 | YATES        | Westley | MOH | --- |
| 250 | TREACY       | Niall   | MOH | --- |
| 278 | COLLINS      | Theo    | ALD | --- |

## QUALIFYING

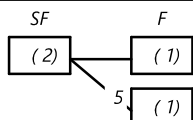
**Men 1500 ( 10 competitors)**



**Men 500 ( 10 competitors)**



**Men 1000 ( 10 competitors)**



## Results

| Men |     | 1500 metre |     |                          | Semi Final | Group 1 |    |                 | Time     | Pnts           | Q | Remark |
|-----|-----|------------|-----|--------------------------|------------|---------|----|-----------------|----------|----------------|---|--------|
| R   | R   | Fin        | Nr  | Name                     | Team       | ISU     | NT |                 |          |                |   |        |
| 9   | 1/2 | 1          | 250 | Niall TREACY             | MOH        | ---     |    | 2:24.124        |          |                |   |        |
|     |     | 2          | 59  | Peter RICHES             | ALD        | ---     |    | 2:24.256        |          |                |   |        |
|     |     | 3          | 49  | Kyle ROSS-WADDELL        | NOT        | ---     |    | 2:26.631        |          |                |   |        |
|     |     | 4          | 139 | Isaac RAIZADA            | NOT        | ---     |    | 2:27.954        |          |                |   |        |
|     |     | 5          | 100 | George DAIOS             | AYR        | ---     |    | 2:44.105        |          |                |   |        |
| 10  | 2/2 | 1          | 278 | Theo COLLINS             | ALD        | ---     |    | 2:17.716        |          |                |   |        |
|     |     | 2          | 212 | Ethan TREACY             | MOH        | ---     |    | 2:21.084        |          |                |   |        |
|     |     | 3          | 240 | Westley YATES            | MOH        | ---     |    | 2:21.850        |          |                |   |        |
|     |     | 4          | 15  | Matt GARDNER             | SHF        | ---     |    | 2:22.092        |          |                |   |        |
|     |     | 5          | 1   | Roy WALKER               | AYR        | ---     |    | 2:52.631        |          |                |   |        |
| Men |     | 1500 metre |     |                          | Final      | Group 2 |    |                 | Time     | Pnts           | Q | Remark |
| R   | R   | Fin        | Nr  | Name                     | Team       | ISU     | NT |                 |          |                |   |        |
| 27  | 1/1 | 1          | 139 | <b>Isaac RAIZADA</b>     | <b>NOT</b> | ---     |    | <b>2:43.782</b> |          | <b>1</b>       |   |        |
|     |     | 2          | 100 | <b>George DAIOS</b>      | <b>AYR</b> | ---     |    | <b>2:45.703</b> |          |                |   |        |
|     |     | 3          | 1   | <b>Roy WALKER</b>        | <b>AYR</b> | ---     |    | <b>2:49.284</b> |          |                |   |        |
| Men |     | 1500 metre |     |                          | Final      | Group 1 |    |                 | Time     | Pnts           | Q | Remark |
| R   | R   | Fin        | Nr  | Name                     | Team       | ISU     | NT |                 |          |                |   |        |
| 28  | 1/1 | 1          | 250 | <b>Niall TREACY</b>      | <b>MOH</b> | ---     |    | <b>2:20.014</b> |          | <b>34</b>      |   |        |
|     |     | 2          | 59  | <b>Peter RICHES</b>      | <b>ALD</b> | ---     |    | <b>2:20.118</b> |          | <b>21</b>      |   |        |
|     |     | 3          | 278 | <b>Theo COLLINS</b>      | <b>ALD</b> | ---     |    | <b>2:20.470</b> |          | <b>13</b>      |   |        |
|     |     | 4          | 240 | <b>Westley YATES</b>     | <b>MOH</b> | ---     |    | <b>2:23.470</b> |          | <b>8</b>       |   |        |
|     |     | 5          | 212 | <b>Ethan TREACY</b>      | <b>MOH</b> | ---     |    | <b>2:27.797</b> |          | <b>5</b>       |   |        |
|     |     | 6          | 15  | <b>Matt GARDNER</b>      | <b>SHF</b> | ---     |    | <b>2:29.662</b> |          | <b>3</b>       |   |        |
|     |     | P          | 49  | <b>Kyle ROSS-WADDELL</b> | <b>NOT</b> | ---     |    |                 | <b>2</b> | <b>Penalty</b> |   |        |



# British Short Track Speed Skating Championships

Nottingham

6th & 7th January 2024



## Distance Classification 1500 metre Men

|               |     |                   |     | Fin |    |     | Time     |
|---------------|-----|-------------------|-----|-----|----|-----|----------|
| Final Group 1 |     |                   |     |     |    |     |          |
| 1             | 250 | Niall TREACY      | MOH | 1   | 34 | 1-1 | 2:20.014 |
| 2             | 59  | Peter RICHES      | ALD | 2   | 21 | 2-2 | 2:20.118 |
| 3             | 278 | Theo COLLINS      | ALD | 3   | 13 | 1-3 | 2:17.716 |
| 4             | 240 | Westley YATES     | MOH | 4   | 8  | 3-4 | 2:21.850 |
| 5             | 212 | Ethan TREACY      | MOH | 5   | 5  | 2-5 | 2:21.084 |
| 6             | 15  | Matt GARDNER      | SHF | 6   | 3  | 4-6 | 2:22.092 |
| 7             | 49  | Kyle ROSS-WADDELL | NOT | P   | 2  | 3   | 2:26.631 |
| Final Group 2 |     |                   |     |     |    |     |          |
| 8             | 139 | Isaac RAIZADA     | NOT | 1   | 1  | 4-1 | 2:27.954 |
| 9             | 100 | George DAIOS      | AYR | 2   |    | 5-2 | 2:44.105 |
| 10            | 1   | Roy WALKER        | AYR | 3   |    | 5-3 | 2:49.284 |

## Results

| Men R | R   | Fin      | 500 metre Nr | Name                     | Semi Final | Group 1 Team | ISU | NT | Time            | Pnts      | Q | Remark |
|-------|-----|----------|--------------|--------------------------|------------|--------------|-----|----|-----------------|-----------|---|--------|
| 39    | 1/2 | 1        | 250          | Niall TREACY             |            | MOH          | --- |    | 42.008          |           |   |        |
|       |     | 2        | 49           | Kyle ROSS-WADDELL        |            | NOT          | --- |    | 42.149          |           |   |        |
|       |     | 3        | 278          | Theo COLLINS             |            | ALD          | --- |    | 42.262          |           |   |        |
|       |     | 4        | 15           | Matt GARDNER             |            | SHF          | --- |    | 43.794          |           |   |        |
|       |     | 5        | 100          | George DAIOS             |            | AYR          | --- |    | 49.146          |           |   |        |
| 40    | 2/2 | 1        | 59           | Peter RICHES             |            | ALD          | --- |    | 43.417          |           |   |        |
|       |     | 2        | 139          | Isaac RAIZADA            |            | NOT          | --- |    | 43.704          |           |   |        |
|       |     | 3        | 240          | Westley YATES            |            | MOH          | --- |    | 43.713          |           |   |        |
|       |     | 4        | 212          | Ethan TREACY             |            | MOH          | --- |    | 45.950          |           |   |        |
|       |     | 5        | 1            | Roy WALKER               |            | AYR          | --- |    | 53.343          |           |   |        |
| Men R | R   | Fin      | 500 metre Nr | Name                     | Final      | Group 2 Team | ISU | NT | Time            | Pnts      | Q | Remark |
| 58    | 1/1 | <b>1</b> | <b>240</b>   | <b>Westley YATES</b>     |            | <b>MOH</b>   | --- |    | <b>44.174</b>   | <b>3</b>  |   |        |
|       |     | <b>2</b> | <b>15</b>    | <b>Matt GARDNER</b>      |            | <b>SHF</b>   | --- |    | <b>44.181</b>   | <b>2</b>  |   |        |
|       |     | <b>3</b> | <b>212</b>   | <b>Ethan TREACY</b>      |            | <b>MOH</b>   | --- |    | <b>45.899</b>   | <b>1</b>  |   |        |
|       |     | <b>4</b> | <b>100</b>   | <b>George DAIOS</b>      |            | <b>AYR</b>   | --- |    | <b>48.596</b>   |           |   |        |
|       |     | <b>5</b> | <b>1</b>     | <b>Roy WALKER</b>        |            | <b>AYR</b>   | --- |    | <b>52.445</b>   |           |   |        |
| Men R | R   | Fin      | 500 metre Nr | Name                     | Final      | Group 1 Team | ISU | NT | Time            | Pnts      | Q | Remark |
| 59    | 1/1 | <b>1</b> | <b>250</b>   | <b>Niall TREACY</b>      |            | <b>MOH</b>   | --- |    | <b>42.715</b>   | <b>34</b> |   |        |
|       |     | <b>2</b> | <b>49</b>    | <b>Kyle ROSS-WADDELL</b> |            | <b>NOT</b>   | --- |    | <b>42.809</b>   | <b>21</b> |   |        |
|       |     | <b>3</b> | <b>278</b>   | <b>Theo COLLINS</b>      |            | <b>ALD</b>   | --- |    | <b>42.810</b>   | <b>13</b> |   |        |
|       |     | <b>4</b> | <b>139</b>   | <b>Isaac RAIZADA</b>     |            | <b>NOT</b>   | --- |    | <b>43.417</b>   | <b>8</b>  |   |        |
|       |     | <b>5</b> | <b>59</b>    | <b>Peter RICHES</b>      |            | <b>ALD</b>   | --- |    | <b>1:05.617</b> | <b>5</b>  |   |        |

## Distance Classification 500 metre Men

|               |     |                   |     | Fin |    |     | Time   |
|---------------|-----|-------------------|-----|-----|----|-----|--------|
| Final Group 1 |     |                   |     |     |    |     |        |
| 1             | 250 | Niall TREACY      | MOH | 1   | 34 | 1-1 | 42.008 |
| 2             | 49  | Kyle ROSS-WADDELL | NOT | 2   | 21 | 2-2 | 42.149 |
| 3             | 278 | Theo COLLINS      | ALD | 3   | 13 | 3-3 | 42.262 |
| 4             | 139 | Isaac RAIZADA     | NOT | 4   | 8  | 2-4 | 43.417 |
| 5             | 59  | Peter RICHES      | ALD | 5   | 5  | 1-5 | 43.417 |
| Final Group 2 |     |                   |     |     |    |     |        |
| 6             | 240 | Westley YATES     | MOH | 1   | 3  | 3-1 | 43.713 |
| 7             | 15  | Matt GARDNER      | SHF | 2   | 2  | 4-2 | 43.794 |
| 8             | 212 | Ethan TREACY      | MOH | 3   | 1  | 4-3 | 45.899 |
| 9             | 100 | George DAIOS      | AYR | 4   |    | 5-4 | 48.596 |
| 10            | 1   | Roy WALKER        | AYR | 5   |    | 5-5 | 52.445 |



# British Short Track Speed Skating Championships

Nottingham

6th & 7th January 2024



## Results

| Men R | R   | Fin | Nr  | 1000 metre Name          | Semi Final | Group 1 Team | ISU | NT | Time            | Pnts      | Q | Remark |
|-------|-----|-----|-----|--------------------------|------------|--------------|-----|----|-----------------|-----------|---|--------|
| 75    | 1/2 | 1   | 250 | Niall TREACY             |            | MOH          | --- |    | 1:29.110        |           |   |        |
|       |     | 2   | 278 | Theo COLLINS             |            | ALD          | --- |    | 1:29.191        |           |   |        |
|       |     | 3   | 240 | Westley YATES            |            | MOH          | --- |    | 1:29.340        |           |   |        |
|       |     | 4   | 15  | Matt GARDNER             |            | SHF          | --- |    | 1:29.718        |           |   |        |
|       |     | 5   | 100 | George DAIOS             |            | AYR          | --- |    | 1:42.514        |           |   |        |
| 76    | 2/2 | 1   | 59  | Peter RICHES             |            | ALD          | --- |    | 1:38.186        |           |   |        |
|       |     | 2   | 139 | Isaac RAIZADA            |            | NOT          | --- |    | 1:38.477        |           |   |        |
|       |     | 3   | 49  | Kyle ROSS-WADDELL        |            | NOT          | --- |    | 1:38.605        |           |   |        |
|       |     | 4   | 212 | Ethan TREACY             |            | MOH          | --- |    | 1:41.798        |           |   |        |
|       |     | 5   | 1   | Roy WALKER               |            | AYR          | --- |    | 1:53.156        |           |   |        |
| Men R | R   | Fin | Nr  | 1000 metre Name          | Final      | Group 2 Team | ISU | NT | Time            | Pnts      | Q | Remark |
| 101   | 1/1 | 1   | 49  | <b>Kyle ROSS-WADDELL</b> |            | <b>NOT</b>   | --- |    | <b>1:34.324</b> | <b>3</b>  |   |        |
|       |     | 2   | 15  | <b>Matt GARDNER</b>      |            | <b>SHF</b>   | --- |    | <b>1:34.414</b> | <b>2</b>  |   |        |
|       |     | 3   | 212 | <b>Ethan TREACY</b>      |            | <b>MOH</b>   | --- |    | <b>1:36.104</b> | <b>1</b>  |   |        |
|       |     | 4   | 100 | <b>George DAIOS</b>      |            | <b>AYR</b>   | --- |    | <b>1:42.999</b> |           |   |        |
|       |     | 5   | 1   | <b>Roy WALKER</b>        |            | <b>AYR</b>   | --- |    | <b>1:50.257</b> |           |   |        |
| Men R | R   | Fin | Nr  | 1000 metre Name          | Final      | Group 1 Team | ISU | NT | Time            | Pnts      | Q | Remark |
| 102   | 1/1 | 1   | 250 | <b>Niall TREACY</b>      |            | <b>MOH</b>   | --- |    | <b>1:28.661</b> | <b>34</b> |   |        |
|       |     | 2   | 59  | <b>Peter RICHES</b>      |            | <b>ALD</b>   | --- |    | <b>1:28.746</b> | <b>21</b> |   |        |
|       |     | 3   | 278 | <b>Theo COLLINS</b>      |            | <b>ALD</b>   | --- |    | <b>1:28.972</b> | <b>13</b> |   |        |
|       |     | 4   | 240 | <b>Westley YATES</b>     |            | <b>MOH</b>   | --- |    | <b>1:29.123</b> | <b>8</b>  |   |        |
|       |     | 5   | 139 | <b>Isaac RAIZADA</b>     |            | <b>NOT</b>   | --- |    | <b>1:33.842</b> | <b>5</b>  |   |        |

## Distance Classification 1000 metre Men

|               |     |                   |  |     |  | Fin |    | Time |          |
|---------------|-----|-------------------|--|-----|--|-----|----|------|----------|
| Final Group 1 |     |                   |  |     |  |     |    |      |          |
| 1             | 250 | Niall TREACY      |  | MOH |  | 1   | 34 | 1-1  | 1:28.661 |
| 2             | 59  | Peter RICHES      |  | ALD |  | 2   | 21 | 1-2  | 1:28.746 |
| 3             | 278 | Theo COLLINS      |  | ALD |  | 3   | 13 | 2-3  | 1:28.972 |
| 4             | 240 | Westley YATES     |  | MOH |  | 4   | 8  | 3-4  | 1:29.123 |
| 5             | 139 | Isaac RAIZADA     |  | NOT |  | 5   | 5  | 2-5  | 1:33.842 |
| Final Group 2 |     |                   |  |     |  |     |    |      |          |
| 6             | 49  | Kyle ROSS-WADDELL |  | NOT |  | 1   | 3  | 3-1  | 1:34.324 |
| 7             | 15  | Matt GARDNER      |  | SHF |  | 2   | 2  | 4-2  | 1:29.718 |
| 8             | 212 | Ethan TREACY      |  | MOH |  | 3   | 1  | 4-3  | 1:36.104 |
| 9             | 100 | George DAIOS      |  | AYR |  | 4   |    | 5-4  | 1:42.514 |
| 10            | 1   | Roy WALKER        |  | AYR |  | 5   |    | 5-5  | 1:50.257 |

## Overall Classification Men

|    |     |                   |  |     | FP  | CDR | Time     |          |
|----|-----|-------------------|--|-----|-----|-----|----------|----------|
| 1  | 250 | Niall TREACY      |  | MOH | 102 | 3   | 1-1-1    | 2:20.014 |
| 2  | 59  | Peter RICHES      |  | ALD | 47  | 9   | 2-5-2    | 2:20.118 |
| 3  | 278 | Theo COLLINS      |  | ALD | 39  | 9   | 3-3-3    | 2:17.716 |
| 4  | 49  | Kyle ROSS-WADDELL |  | NOT | 26  | 15  | 7-2-6    | 2:26.631 |
| 5  | 240 | Westley YATES     |  | MOH | 19  | 14  | 4-6-4    | 2:21.850 |
| 6  | 139 | Isaac RAIZADA     |  | NOT | 14  | 17  | 8-4-5    | 2:27.954 |
| 7  | 15  | Matt GARDNER      |  | SHF | 7   | 20  | 6-7-7    | 2:22.092 |
| 8  | 212 | Ethan TREACY      |  | MOH | 7   | 21  | 5-8-8    | 2:21.084 |
| 9  | 100 | George DAIOS      |  | AYR |     | 27  | 9-9-9    | 2:44.105 |
| 10 | 1   | Roy WALKER        |  | AYR |     | 30  | 10-10-10 | 2:49.284 |





British Short Track Speed Skating Championships

Nottingham

6th & 7th January 2024



**LIST OF RELAY TEAMS**

---

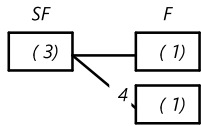
|   |              |            |
|---|--------------|------------|
| 1 | Relay        |            |
| 2 | Nottingham A | Nottingham |
| 3 | Nottingham B | Nottingham |
| 4 | Nottingham C | Nottingham |
| 5 | Mohawks A    | Mohawks    |
| 6 | Mohawks B    | Mohawks    |
| 7 | Sheffield    | Sheffield  |
| 8 | Aldwych A    | Aldwych    |
| 9 | Aldwych B    | Aldwych    |
|   | Aldwych C    | Aldwych    |

**QUALIFYING**

---

Relay R5K

---



Results

| Relay R | R   | Fin | 3000 m Relay Nr | Relay Name             | Semi Final | Group 1 Team | ISU | NT    | Time     | Pnts | Q | Remark |
|---------|-----|-----|-----------------|------------------------|------------|--------------|-----|-------|----------|------|---|--------|
| 60      | 1/3 | 1   | 7               | Aldwych A              |            | ALD          |     |       | 4:28.120 |      |   |        |
|         |     |     |                 | 129 Albie BARLOW       |            | ALD          |     | Relay |          |      |   |        |
|         |     |     |                 | 159 Joseph ARMSTRONG   |            | ALD          |     | Relay |          |      |   |        |
|         |     |     |                 | 59 Peter RICHES        |            | ALD          |     | Relay |          |      |   |        |
|         |     |     |                 | 278 Theo COLLINS       |            | ALD          |     | Relay |          |      |   |        |
|         |     | 2   | 2               | Nottingham B           |            | NOT          |     |       | 4:39.608 |      |   |        |
|         |     |     |                 | 107 Arty CLAREY        |            | NOT          |     | Relay |          |      |   |        |
|         |     |     |                 | 39 Fern TAYLOR         |            | NOT          |     | Relay |          |      |   |        |
|         |     |     |                 | 181 Annabelle GREEN    |            | NOT          |     | Relay |          |      |   |        |
|         |     |     |                 | 274 Holly HOYLAND      |            | NOT          |     | Relay |          |      |   |        |
|         |     | 3   | 5               | Mohawks B              |            | MOH          |     |       | 5:29.407 |      |   |        |
|         |     |     |                 | 142 Francesca HUMBER   |            | MOH          |     | Relay |          |      |   |        |
|         |     |     |                 | 78 Helen SHAW          |            | MOH          |     | Relay |          |      |   |        |
|         |     |     |                 | 46 Mark McKENZIE       |            | MOH          |     | Relay |          |      |   |        |
|         |     |     |                 | 165 Steve HUMBER       |            | MOH          |     | Relay |          |      |   |        |
| 61      | 2/3 | 1   | 4               | Mohawks A              |            | MOH          |     |       | 4:28.015 |      |   |        |
|         |     |     |                 | 265 Adam HILL          |            | MOH          |     | Relay |          |      |   |        |
|         |     |     |                 | 212 Ethan TREACY       |            | MOH          |     | Relay |          |      |   |        |
|         |     |     |                 | 240 Westley YATES      |            | MOH          |     | Relay |          |      |   |        |
|         |     |     |                 | 250 Niall TREACY       |            | MOH          |     | Relay |          |      |   |        |
|         |     | 2   | 8               | Aldwych B              |            | ALD          |     |       | 5:00.048 |      |   |        |
|         |     |     |                 | 193 Alfie JOHNSON      |            | ALD          |     | Relay |          |      |   |        |
|         |     |     |                 | 89 Peter ARMSTRONG     |            | ALD          |     | Relay |          |      |   |        |
|         |     |     |                 | 143 Ryan BROUGHTON     |            | ALD          |     | Relay |          |      |   |        |
|         |     |     |                 | 242 Peter CARR         |            | ALD          |     | Relay |          |      |   |        |
|         |     | 3   | 3               | Nottingham C           |            | NOT          |     |       | 5:59.764 |      |   |        |
|         |     |     |                 | 117 Hubert MOSZCZYNSKI |            | NOT          |     | Relay |          |      |   |        |
|         |     |     |                 | 141 Georgina NICHOLSON |            | NOT          |     | Relay |          |      |   |        |
|         |     |     |                 | 262 Lucy McKEE         |            | NOT          |     | Relay |          |      |   |        |
|         |     |     |                 | 244 Alastair GREGORY   |            | NOT          |     | Relay |          |      |   |        |
| 62      | 3/3 | 1   | 1               | Nottingham A           |            | NOT          |     |       | 4:37.454 |      |   |        |
|         |     |     |                 | 41 Freddie POLAK       |            | NOT          |     | Relay |          |      |   |        |
|         |     |     |                 | 79 Elliot BAKER        |            | NOT          |     | Relay |          |      |   |        |
|         |     |     |                 | 49 Kyle ROSS-WADDELL   |            | NOT          |     | Relay |          |      |   |        |
|         |     |     |                 | 139 Isaac RAIZADA      |            | NOT          |     | Relay |          |      |   |        |
|         |     | 2   | 6               | Sheffield              |            | SHF          |     |       | 4:57.596 |      |   |        |
|         |     |     |                 | 260 Savi GRAY-BUFFEY   |            | SHF          |     | Relay |          |      |   |        |
|         |     |     |                 | 42 Fiona HARRISON      |            | SHF          |     | Relay |          |      |   |        |
|         |     |     |                 | 15 Matt GARDNER        |            | SHF          |     | Relay |          |      |   |        |
|         |     |     |                 | 209 Keith WRIGHT       |            | SHF          |     | Relay |          |      |   |        |
|         |     | 3   | 9               | Aldwych C              |            | ALD          |     |       | 5:56.441 |      |   |        |
|         |     |     |                 | 183 Chanelle WRIGHT    |            | ALD          |     | Relay |          |      |   |        |
|         |     |     |                 | 267 Dante DALILI       |            | ALD          |     | Relay |          |      |   |        |
|         |     |     |                 | 84 Patrick GREGORY     |            | ALD          |     | Relay |          |      |   |        |
|         |     |     |                 | 36 Paul CONNAGHTON     |            | ALD          |     | Relay |          |      |   |        |

Results

| Relay R | R   | Fin | 3000 m Nr | Relay Name           | Final | Group 2 Team | ISU | NT    | Time            | Pnts      | Q        | Remark         |
|---------|-----|-----|-----------|----------------------|-------|--------------|-----|-------|-----------------|-----------|----------|----------------|
| 104     | 1/1 | 1   | 6         | <b>Sheffield</b>     |       | <b>SHF</b>   |     |       | <b>4:53.338</b> | <b>5</b>  |          |                |
|         |     |     |           | 260 Savi GRAY-BUFFEY |       | SHF          |     | Relay |                 |           |          |                |
|         |     |     |           | 42 Fiona HARRISON    |       | SHF          |     | Relay |                 |           |          |                |
|         |     |     |           | 15 Matt GARDNER      |       | SHF          |     | Relay |                 |           |          |                |
|         |     |     |           | 209 Keith WRIGHT     |       | SHF          |     | Relay |                 |           |          |                |
|         |     | 2   | 8         | <b>Aldwych B</b>     |       | <b>ALD</b>   |     |       | <b>4:55.265</b> | <b>3</b>  |          |                |
|         |     |     |           | 193 Alfie JOHNSON    |       | ALD          |     | Relay |                 |           |          |                |
|         |     |     |           | 89 Peter ARMSTRONG   |       | ALD          |     | Relay |                 |           |          |                |
|         |     |     |           | 143 Ryan BROUGHTON   |       | ALD          |     | Relay |                 |           |          |                |
|         |     |     |           | 242 Peter CARR       |       | ALD          |     | Relay |                 |           |          |                |
|         |     | 3   | 9         | <b>Aldwych C</b>     |       | <b>ALD</b>   |     |       | <b>5:52.703</b> | <b>2</b>  |          |                |
|         |     |     |           | 183 Chanelle WRIGHT  |       | ALD          |     | Relay |                 |           |          |                |
|         |     |     |           | 267 Dante DALILI     |       | ALD          |     | Relay |                 |           |          |                |
|         |     |     |           | 84 Patrick GREGORY   |       | ALD          |     | Relay |                 |           |          |                |
|         |     |     |           | 36 Paul CONNAGHTON   |       | ALD          |     | Relay |                 |           |          |                |
|         |     | 4   | 5         | <b>Mohawks B</b>     |       | <b>MOH</b>   |     |       | <b>6:00.525</b> | <b>1</b>  |          |                |
|         |     |     |           | 142 Francesca HUMBER |       | MOH          |     | Relay |                 |           |          |                |
|         |     |     |           | 78 Helen SHAW        |       | MOH          |     | Relay |                 |           |          |                |
|         |     |     |           | 46 Mark McKENZIE     |       | MOH          |     | Relay |                 |           |          |                |
|         |     |     |           | 165 Steve HUMBER     |       | MOH          |     | Relay |                 |           |          |                |
| Relay R | R   | Fin | 5000 m Nr | Relay Name           | Final | Group 1 Team | ISU | NT    | Time            | Pnts      | Q        | Remark         |
| 105     | 1/1 | 1   | 4         | <b>Mohawks A</b>     |       | <b>MOH</b>   |     |       | <b>7:03.897</b> | <b>34</b> |          |                |
|         |     |     |           | 265 Adam HILL        |       | MOH          |     | Relay |                 |           |          |                |
|         |     |     |           | 212 Ethan TREACY     |       | MOH          |     | Relay |                 |           |          |                |
|         |     |     |           | 240 Westley YATES    |       | MOH          |     | Relay |                 |           |          |                |
|         |     |     |           | 250 Niall TREACY     |       | MOH          |     | Relay |                 |           |          |                |
|         |     | 2   | 1         | <b>Nottingham A</b>  |       | <b>NOT</b>   |     |       | <b>7:06.061</b> | <b>21</b> |          |                |
|         |     |     |           | 41 Freddie POLAK     |       | NOT          |     | Relay |                 |           |          |                |
|         |     |     |           | 79 Elliot BAKER      |       | NOT          |     | Relay |                 |           |          |                |
|         |     |     |           | 49 Kyle ROSS-WADDELL |       | NOT          |     | Relay |                 |           |          |                |
|         |     |     |           | 139 Isaac RAIZADA    |       | NOT          |     | Relay |                 |           |          |                |
|         |     | 3   | 7         | <b>Aldwych A</b>     |       | <b>ALD</b>   |     |       | <b>7:07.643</b> | <b>13</b> |          |                |
|         |     |     |           | 129 Albie BARLOW     |       | ALD          |     | Relay |                 |           |          |                |
|         |     |     |           | 159 Joseph ARMSTRONG |       | ALD          |     | Relay |                 |           |          |                |
|         |     |     |           | 59 Peter RICHES      |       | ALD          |     | Relay |                 |           |          |                |
|         |     |     |           | 278 Theo COLLINS     |       | ALD          |     | Relay |                 |           |          |                |
|         |     | P   | 2         | <b>Nottingham B</b>  |       | <b>NOT</b>   |     |       |                 |           | <b>8</b> | <b>Penalty</b> |
|         |     |     |           | 107 Arty CLAREY      |       | NOT          |     | Relay |                 |           |          |                |
|         |     |     |           | 39 Fern TAYLOR       |       | NOT          |     | Relay |                 |           |          |                |
|         |     |     |           | 181 Annabelle GREEN  |       | NOT          |     | Relay |                 |           |          |                |
|         |     |     |           | 274 Holly HOYLAND    |       | NOT          |     | Relay |                 |           |          |                |



# British Short Track Speed Skating Championships

Nottingham

6th & 7th January 2024



## Distance Classification 5000 m Relay

|                    |   |              |       | Fin |    |     | Time     |
|--------------------|---|--------------|-------|-----|----|-----|----------|
| Final Group 1      |   |              |       |     |    |     |          |
| 1                  | 4 | Mohawks A    | MOH A | 1   | 34 | 1-1 | 7:03.897 |
| 2                  | 1 | Nottingham A | NOT A | 2   | 21 | 1-2 | 7:06.061 |
| 3                  | 7 | Aldwych A    | ALD A | 3   | 13 | 1-3 | 7:07.643 |
| 4                  | 2 | Nottingham B | NOT B | P   | 8  | 2   |          |
| Final Group 2      |   |              |       |     |    |     |          |
| 5                  | 6 | Sheffield    | SHF   | 1   | 5  | 2-1 | 4:53.338 |
| 6                  | 8 | Aldwych B    | ALD B | 2   | 3  | 2-2 | 4:55.265 |
| 7                  | 9 | Aldwych C    | ALD C | 3   | 2  | 3-3 | 5:52.703 |
| 8                  | 5 | Mohawks B    | MOH B | 4   | 1  | 3-4 | 5:29.407 |
| Semi Final Group 1 |   |              |       |     |    |     |          |
| 9                  | 3 | Nottingham C | NOT C | 3   |    | 3   | 5:59.764 |



# British Short Track Speed Skating Championships

Nottingham

6th & 7th January 2024



## List of Competitors

Fun Race Junior E

|     |           |          |     |     |
|-----|-----------|----------|-----|-----|
| 121 | FRANCIS   | Emmeline | NOT | --- |
| 126 | HOPPER    | Logan    | AYR | --- |
| 197 | RECHEMBEI | Illia    | ALT | --- |
| 222 | WRIGHT    | Zayyah   | ALD | --- |

## Results

| Fun Race R | Junior R | E Fin | Fun Jun E Nr | E Name           | Final | Group 2 Team | ISU | NT | Time   | Pnts | Q | Remark |
|------------|----------|-------|--------------|------------------|-------|--------------|-----|----|--------|------|---|--------|
| 63         | 1/1      | 1     | 126          | Logan HOPPER     |       | AYR          | --- |    | 44.277 |      |   |        |
|            |          | 2     | 222          | Zayyah WRIGHT    |       | ALD          | --- |    | 45.221 |      |   |        |
|            |          | 3     | 121          | Emmeline FRANCIS |       | NOT          | --- |    | 46.151 |      |   |        |
|            |          | 4     | 197          | Illia RECHEMBEI  |       | ALT          | --- |    | 48.369 |      |   |        |

| Fun Race R | Junior R | E Fin | Fun Jun E Nr | E Name           | Final | Group 1 Team | ISU | NT | Time   | Pnts | Q | Remark |
|------------|----------|-------|--------------|------------------|-------|--------------|-----|----|--------|------|---|--------|
| 103        | 1/1      | 1     | 222          | Zayyah WRIGHT    |       | ALD          | --- |    | 45.341 |      |   |        |
|            |          | 2     | 121          | Emmeline FRANCIS |       | NOT          | --- |    | 45.483 |      |   |        |
|            |          | 3     | 126          | Logan HOPPER     |       | AYR          | --- |    | 45.951 |      |   |        |
|            |          | 4     | 197          | Illia RECHEMBEI  |       | ALT          | --- |    | 47.347 |      |   |        |



# British Short Track Speed Skating Championships

Nottingham

6th & 7th January 2024



## LIST OF INFRINGEMENTS

---

### List of Infringements Junior Boys

| <i>NRName</i>    | <i>Team</i> | <i>IRM</i> | <i>Dist.</i> | <i>Round</i> | <i>Group</i> | <i>Race</i> |
|------------------|-------------|------------|--------------|--------------|--------------|-------------|
| 267 Dante DALILI | ALD         | YC S1      | 1500 metre   | F            | Group 21     | (1/1)       |

### List of Infringements Men

| <i>NRName</i>        | <i>Team</i> | <i>IRM</i> | <i>Dist.</i> | <i>Round</i> | <i>Group</i> | <i>Race</i> |
|----------------------|-------------|------------|--------------|--------------|--------------|-------------|
| 49 Kyle ROSS-WADDELL | NOT         | PEN S4     | 1500 metre   | F            | Group 28     | (1/1)       |

### List of Infringements Masters

| <i>NRName</i>    | <i>Team</i> | <i>IRM</i> | <i>Dist.</i> | <i>Round</i> | <i>Group</i> | <i>Race</i> |
|------------------|-------------|------------|--------------|--------------|--------------|-------------|
| 165 Steve HUMBER | MOH         | PEN OFF    | 500 metre    | SF           | Group 43     | (1/2)       |

### List of Infringements Relay

| <i>NRName</i>  | <i>Team</i> | <i>IRM</i> | <i>Dist.</i> | <i>Round</i> | <i>Group</i> | <i>Race</i> |
|----------------|-------------|------------|--------------|--------------|--------------|-------------|
| 2 Nottingham B | NOT         | PEN X      | 5000 m Relay | F            | Group 105    | (1/1)       |

|              |   |
|--------------|---|
| Penalties    | 3 |
| Advancements | 0 |
| Yellow Cards | 1 |
| Red Cards    | 0 |
| IRM          | 4 |